

Synthesis of Fixed-Architecture, Robust H_2 and H_∞ Controllers

EMMANUEL G. COLLINS JR.* and DEBASHIS SADHUKHAN†

*Department of Mechanical Engineering, Florida A&M University – Florida State
University, 2525 Pottsdamer Street, Tallahassee, FL 32310-6046, USA*

(Received 14 December 1998)

This paper discusses and compares the synthesis of fixed-architecture controllers that guarantee either robust H_2 or H_∞ performance. The synthesis is accomplished by solving a Riccati equation feasibility problem resulting from mixed structured singular value theory with Popov multipliers. Whereas the algorithm for robust H_2 performance had been previously implemented, a major contribution described in this paper is the implementation of the much more complex algorithm for robust H_∞ performance. Both robust H_2 and H_∞ controllers are designed for a benchmark problem and a comparison is made between the resulting controllers and control algorithms. It is found that the numerical algorithm for robust H_∞ performance is much more computationally intensive than that for robust H_2 performance. Both controllers are found to have smaller bandwidth, lower control authority and to be less conservative than controllers obtained using complex structured singular value synthesis.

Keywords: Controller synthesis; Homotopy algorithms; Popov multiplier;
Fixed-architecture; Robust H_2 performance; Robust H_∞ performance

1 INTRODUCTION

This paper considers the design of robust controllers using the state space Popov analysis criterion which is based on the Popov stability multiplier $W(s) = H^2 + Ns$. This is a special case of mixed structured singular value synthesis (Haddad *et al.*, 1994; How and Hall, 1993). Algorithms for both robust H_2 and H_∞ performance are described

* Corresponding author. E-mail: ecollins@eng.fsu.edu.

† E-mail: sadhukha@eng.fsu.edu.

and compared. The formulations which closely follow those presented in Collins *et al.* (1996, 1997) require the minimization of a cost functional subject to a Riccati equation constraint. These formulations have several advantages. First, compensator order and architecture can be specified *a priori*. In addition, both the controller and multiplier parameters can be optimized simultaneously which avoids $M-K$ (i.e., multiplier–controller) iteration, potentially leading to better performing robust controllers. For robust H_2 performance the cost function that is minimized is an upper bound on the H_2 performance over the uncertainty set. For H_∞ performance, an artificial cost function is used.

Because of positive definite constraints on the Riccati equation solution, standard descent techniques cannot be used to solve the resulting optimization problem. Hence, probability-one homotopy algorithms have been formulated (Collins *et al.*, 1996; 1997). These algorithms have desirable properties when applied to controller design. First, they can be initialized with any feasible multiplier and any stabilizing controller. Also, each controller computed as the homotopy curve is traversed is physically meaningful. In particular, for robust H_2 performance each controller along the homotopy path guarantees a specified degree of robust stability while for robust H_∞ performance problem each controller guarantees a specified degree of both robust stability and robust performance. Collins *et al.* (1996, 1997) describe implementation of the algorithm for H_2 performance. A major contribution described in this paper is the implementation of the algorithm for robust H_∞ performance and a comparison with the algorithm for robust H_2 performance.

It should be noted that earlier work developed continuation algorithms for designing robust H_2 controllers based on the Popov multiplier (How *et al.*, 1994a,b; 1996; Sparks and Bernstein, 1995). These algorithms have been effectively used, but are harder to initialize than the probability-one homotopy algorithms used here since they cannot be initialized with *any* feasible multiplier and *any* stabilizing controller. Also, it is known that probability-one homotopy algorithms are more reliable and numerically robust than continuation algorithms (Watson, 1987; Watson *et al.*, 1987).

The paper is organized as follows. Section 2 presents Riccati Equation Feasibility Problems (REFPs) for the synthesis of both robust H_2 and H_∞ controllers using the Popov multiplier. Section 3 discusses the

solution approach via probability-one homotopy algorithms. Section 4 shows the result of both robust H_2 and H_∞ control design for a standard benchmark problem and compares the results to a controller designed using complex structured singular value synthesis. Conclusions are presented in Section 5.

Notation and Definitions

\mathcal{R}, \mathcal{C}	real, complex numbers
$\mathcal{D}^{r \times r}$	$r \times r$ real diagonal matrices
$\text{tr}, ()^*$	trace, complex conjugate transpose
$0_r, I_r$	$r \times r$ zero matrix, $r \times r$ identity
$Z_2 > Z_1$	$Z_2 - Z_1$ positive definite
$Z_2 \geq Z_1$	$Z_2 - Z_1$ nonnegative definite
$\ G(s)\ _2$	$[(1/2\pi) \int_{-\infty}^{\infty} \text{tr}(G(j\omega)^* G(j\omega)) d\omega]^{1/2}$
$\ G(s)\ _\infty$	$\sup_\omega \bar{\sigma}(G(j\omega))$
$\mathcal{F}_u(M, \Delta)$	$M_{22} + M_{21}\Delta(I - M_{11}\Delta)^{-1}M_{12}$
μ	structured singular value

2 RICCATI EQUATION APPROACHES TO ROBUST CONTROLLER SYNTHESIS USING THE POPOV MULTIPLIER

Consider the uncertainty feedback system shown in Fig. 1, where $G(s)$ has the n th order, stabilizable and detectable realization

$$G(s) \sim \left[\begin{array}{c|ccc} A & B_0 & D_1 & B \\ \hline C_0 & 0 & 0 & 0 \\ E_1 & 0 & 0 & 0 \\ \hline C & 0 & D_2 & 0 \end{array} \right], \quad (2.1)$$

$K(s)$ has a realization of order $n_c \leq n$ given by

$$K(s) \sim \left[\begin{array}{c|c} A_c & B_c \\ \hline -C_c & 0 \end{array} \right], \quad (2.2)$$

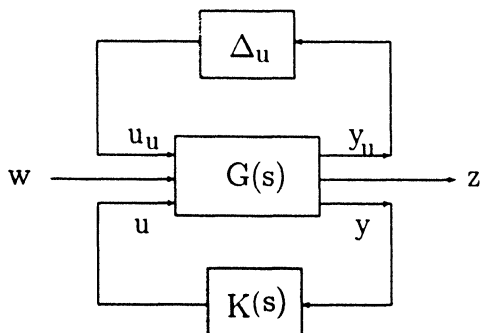


FIGURE 1 Uncertain feedback system.

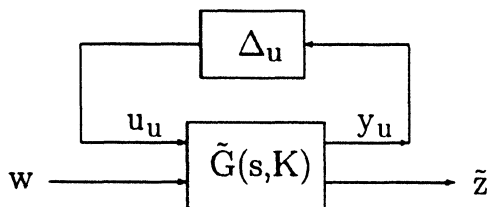


FIGURE 2 Closed-loop representation of uncertain system.

and $\Delta_u \in \mathcal{U}$, where for M_1 and M_2 in $\mathcal{D}^{m_0 \times m_0}$ with $M_2 - M_1 > 0$, \mathcal{U} is the real parametric uncertainty set

$$\mathcal{U} \triangleq \{\Delta_u \in \mathcal{R}^{m_0 \times m_0}: M_1 < \Delta_u < M_2\}. \quad (2.3)$$

Let

$$\tilde{z} = [z^T \ (E_2 u)^T]^T \quad (2.4)$$

and let θ be a vector representation of the controller state space matrices, for example

$$\theta = [\text{vec}(A_c)^T \ \text{vec}(B_c)^T \ \text{vec}(C_c)^T]^T. \quad (2.5)$$

Then Fig. 1 is equivalent to Fig. 2, where

$$\tilde{G}(s, K) \sim \left[\begin{array}{c|cc} \tilde{A}(\theta) & \tilde{B}_0 & \tilde{D}(\theta) \\ \hline \tilde{C}_0 & 0 & 0 \\ \tilde{E}(\theta) & 0 & 0 \end{array} \right], \quad (2.6)$$

where

$$\tilde{A}(\theta) = \begin{bmatrix} A & -BC_c \\ B_c C & A_c \end{bmatrix}, \quad (2.7)$$

$$\tilde{B}_0 = \begin{bmatrix} B_0 \\ 0 \end{bmatrix}, \quad \tilde{D}(\theta) = \begin{bmatrix} D_1 \\ B_c D_2 \end{bmatrix}, \quad (2.8)$$

$$\tilde{C}_0 = [C_0 \quad 0], \quad \tilde{E}(\theta) = \begin{bmatrix} E_1 & 0 \\ 0 & E_2 C_c \end{bmatrix}. \quad (2.9)$$

It is desired to determine $K(s)$ or equivalently θ such that for all $\Delta_u \in \mathcal{U}$, the system of Fig. 2 is asymptotically stable and either $\|\mathcal{F}_u(\tilde{G}, \Delta_u)\|_2$ or $\|\mathcal{F}_u(\tilde{G}, \Delta_u)\|_\infty$ satisfies some prespecified bounds.

Define

$$\tilde{R}(\theta) \triangleq \tilde{E}(\theta)^T \tilde{E}(\theta), \quad \tilde{V}(\theta) \triangleq \tilde{D}(\theta) \tilde{D}(\theta)^T. \quad (2.10)$$

The next theorem formulates a synthesis problem for robust H_2 performance in terms of the Popov multiplier $W(s) = H^2 + Ns$.

THEOREM 1 *Suppose $\tilde{G}(s, K)$ is asymptotically stable. If there exist θ , $H \in \mathcal{D}^{m_0 \times m_0}$, $N \in \mathcal{D}^{m_0 \times m_0}$, $P > 0$, and $\epsilon > 0$ such that*

$$Y = [2H^2(M_2 - M_1)^{-1} + N\tilde{C}_0\tilde{B}_0 + \tilde{B}_0^T\tilde{C}_0^T N] > 0 \quad (2.11)$$

and

$$\begin{aligned} 0 &= (\tilde{A}(\theta) - \tilde{B}_0 M_1 \tilde{C}_0)^T P + P(\tilde{A}(\theta) - \tilde{B}_0 M_1 \tilde{C}_0) \\ &\quad + [\tilde{B}_0^T P - H^2 \tilde{C}_0 - N\tilde{C}_0(\tilde{A}(\theta) - \tilde{B}_0 M_1 \tilde{C}_0)]^T \cdot Y^{-1} \\ &\quad \times [\tilde{B}_0^T P - H^2 \tilde{C}_0 - N\tilde{C}_0(\tilde{A}(\theta) - \tilde{B}_0 M_1 \tilde{C}_0)] + \epsilon \tilde{R}(\theta), \end{aligned} \quad (2.12)$$

then the uncertain system of Fig. 2 is asymptotically stable for each $\Delta_u \in \mathcal{U}$. In addition,

$$\begin{aligned} \max_{\Delta_u \in \mathcal{U}} \|\mathcal{F}_u(\tilde{G}, \Delta_u)\|_2 &\leq J(\epsilon, \theta, H, N, P) \\ &\triangleq \frac{1}{\epsilon} \text{tr}[P + \tilde{C}_0^T(M_2 - M_1)N\tilde{C}_0] \tilde{V}(\theta). \end{aligned} \quad (2.13)$$

Proof See Haddad *et al.* (1994).

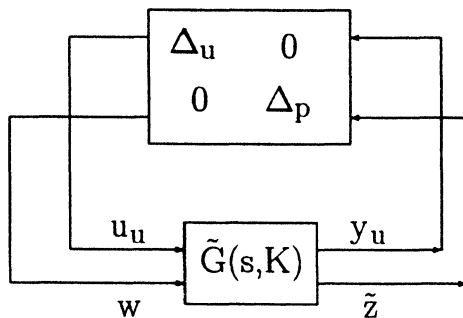


FIGURE 3 Closed-loop uncertain system with ‘performance block’.

To consider H_∞ performance, a fictitious complex uncertainty block Δ_p is inserted into Fig. 2 (Doyle *et al.*, 1982; Packard and Doyle, 1993) as shown in Fig. 3. It is assumed that $\sigma_{\max}(\Delta_p) < \gamma$. For ease of presentation assume that $\dim(\tilde{z}) = \dim(w) = q$, such that $\Delta_p \in \mathcal{C}^{q \times q}$. Define

$$\bar{M}_1 \triangleq \text{block-diag}\{M_1, -\gamma I_q\}, \quad \bar{M}_2 \triangleq \text{block-diag}\{M_2, \gamma I_q\}, \quad (2.14)$$

$$\tilde{B}(\theta) \triangleq [\tilde{B}_0 \quad \tilde{D}(\theta)], \quad \tilde{C}(\theta) \triangleq \begin{bmatrix} \tilde{C}_0 \\ \tilde{E}(\theta) \end{bmatrix}. \quad (2.15)$$

The next theorem formulates a synthesis problem for robust H_∞ performance in terms of the Popov multiplier $W(s) = H^2 + Ns$.

THEOREM 2 Suppose $\tilde{G}(s, K)$ is asymptotically stable. If there exist θ , $H = \text{block-diag}\{H_1, H_2\}$, where $H_1 \in \mathcal{D}^{m_0 \times m_0}$ and $H_2 \in \mathcal{R}^{q \times q}$ satisfies $H_2 \Delta_p = \Delta_p H_2$, $N = \text{block-diag}\{N_1, 0_q\}$, where $N_1 \in \mathcal{D}^{m_0 \times m_0}$, $P > 0$ and $\epsilon > 0$ such that

$$\tilde{Y} = [2H^2(\bar{M}_2 - \bar{M}_1)^{-1} + N\tilde{C}\tilde{B} + \tilde{B}^T\tilde{C}^TN] > 0 \quad (2.16)$$

and

$$\begin{aligned} 0 &= (\tilde{A}(\theta) - \tilde{B}\bar{M}_1\tilde{C})^T P + P(\tilde{A}(\theta) - \tilde{B}\bar{M}_1\tilde{C}) \\ &\quad + [\tilde{B}^T P - H^2\tilde{C} - N\tilde{C}(\tilde{A}(\theta) - \tilde{B}\bar{M}_1\tilde{C})]^T \cdot \tilde{Y}^{-1} \\ &\quad \times [\tilde{B}^T P - H^2\tilde{C} - N\tilde{C}(\tilde{A}(\theta) - \tilde{B}\bar{M}_1\tilde{C})] + \epsilon I, \end{aligned} \quad (2.17)$$

then the uncertain system of Fig. 3 is asymptotically stable for each $\Delta_u \in \mathcal{U}$. In addition,

$$\max_{\Delta_u \in \mathcal{U}} \|\mathcal{F}_u(\tilde{G}, \Delta_u)\|_\infty < \frac{1}{\gamma}. \quad (2.18)$$

Proof Follows from results in Haddad *et al.* (1994, 1995) and a straightforward variant of the main loop theorem (Packard and Doyle, 1993).

3 ALGORITHMS FOR ROBUST CONTROLLER SYNTHESIS

Both Theorems 1 and 2 pose robust controller synthesis as a Riccati Equation Feasibility Problem (REFP) (Collins *et al.*, 1996; 1997). As discussed in Collins *et al.* (1996, 1997) an approach to solving the REFP of either Theorem 1 or 2 can be based on solving an optimization problem

$$\min_{\epsilon, \theta, H, N, P} J(\epsilon, \theta, H, N, P) \text{ subject to (2.12) or (2.17),} \quad (3.1)$$

where $J(\cdot)$ denotes an appropriate cost functional.

For control design for robust H_2 performance $J(\cdot)$ is given by (2.13). For robust H_∞ performance $J(\cdot)$ can be chosen to minimize the artificial cost function

$$J(\epsilon, \theta, H, N, P) = \text{tr } P. \quad (3.2)$$

Note that this cost functional is used to choose a unique control law corresponding to the degree of robustness and performance specified by γ . More complex artificial cost functionals containing barrier functions to enforce $P > 0$ and (2.11) or (2.16) are described in Collins *et al.* (1996, 1997), but our experience indicates that these cost functionals are not necessary.

To characterize the extremals define the Lagrangian

$$\mathcal{L}(\epsilon, \theta, H, N, P, Q) = J(\epsilon, \theta, H, N, P) + \text{tr } QW(\epsilon, \theta, H, N, P), \quad (3.3)$$

where $W(\cdot)$ denotes the right-hand side of (2.12) or (2.17). The necessary conditions for a solution to (3.1) are given by

$$0 = \frac{\partial \mathcal{L}}{\partial \epsilon}, \quad 0 = \frac{\partial \mathcal{L}}{\partial \theta}, \quad 0 = \frac{\partial \mathcal{L}}{\partial H}, \quad 0 = \frac{\partial \mathcal{L}}{\partial N}, \quad (3.4)$$

$$0 = \frac{\partial \mathcal{L}}{\partial Q}, \quad 0 = \frac{\partial \mathcal{L}}{\partial P}. \quad (3.5)$$

The first equation in (3.5) recovers the Riccati equation (2.12) or (2.17) while the second equation in (3.5) results in a Lyapunov equation in Q whose coefficient and forcing matrices are functions of P .

If θ is given by (2.5), the second equation in (3.4) is equivalent to

$$0 = \frac{\partial \mathcal{L}}{\partial A_c}, \quad 0 = \frac{\partial \mathcal{L}}{\partial B_c}, \quad 0 = \frac{\partial \mathcal{L}}{\partial C_c}. \quad (3.6)$$

The actual expressions for (3.6) corresponding to design for robust H_∞ performance are much more complex than the expressions corresponding to design for robust H_2 performance. For example the expression for $\partial \mathcal{L} / \partial B_c$ for robust H_2 and robust H_∞ design are given respectively by

$$\frac{1}{2} \frac{\mathcal{L}}{\partial B_c} = \frac{1}{\epsilon} P_{21} V_{12} + \frac{1}{\epsilon} [P_{22} B_c V_2] + [PQ]_{21} C_p^T \quad (3.7)$$

and

$$\begin{aligned} \frac{1}{2} \frac{\mathcal{L}}{\partial B_c} = & [QP]_{12}^T + [M_1 \tilde{C}QP]_{22}^T D_2^T + [\tilde{Y}^{-1} H^2 \tilde{C}QP]_{22}^T D_2^T \\ & - [N\tilde{C}]_{22}^T \{ [\tilde{Y}^{-1} H^2 \tilde{C}QP\tilde{B}\tilde{Y}^{-1}]_{22}^T + [\tilde{Y}^{-1} H^2 \tilde{C}QP\tilde{B}\tilde{Y}^{-1}]_{22} \} D_2^T \\ & - [QP\tilde{B}\tilde{Y}^{-1} N\tilde{C}]_{12}^T C_p^T + [\tilde{Y}^{-1} N\tilde{C}\tilde{A}QP]_{22}^T D_2^T \\ & - [N\tilde{C}]_{22}^T \{ [\tilde{Y}^{-1} N\tilde{C}\tilde{A}QP\tilde{B}\tilde{Y}^{-1}]_{22}^T + [\tilde{Y}^{-1} N\tilde{C}\tilde{A}QP\tilde{B}\tilde{Y}^{-1}]_{22} \} D_2^T \\ & - [M_1 \tilde{C}QP\tilde{B}\tilde{Y}^{-1} N\tilde{C}]_{22}^T - [\tilde{Y}^{-1} N\tilde{C}\tilde{B}M_1 \tilde{C}QP]_{22}^T D_2^T \\ & + [N\tilde{C}]_{22}^T \{ [\tilde{Y}^{-1} N\tilde{C}\tilde{B}M_1 \tilde{C}QP\tilde{B}\tilde{Y}^{-1}]_{22}^T \\ & + [\tilde{Y}^{-1} N\tilde{C}\tilde{B}M_1 \tilde{C}QP\tilde{B}\tilde{Y}^{-1}]_{22} \} D_2^T \\ & + 14 \text{ additional terms.} \end{aligned} \quad (3.8)$$

This extra complexity is due to the fact that \tilde{C}_0 and \tilde{B}_0 in (2.12) are *not* functions of θ while \tilde{C} and \tilde{B} in (2.17) are functions of θ . This extra complexity makes it much more difficult to practically derive and implement algorithms for the design of robust H_∞ controllers and increases the computational intensity of the resulting algorithms.

In Collins *et al.* (1996, 1997) probability-one homotopy algorithms are formulated based on the necessary conditions (3.4) and (3.5). In this paper probability-one homotopy algorithms based on the Popov multiplier have been developed and implemented for both robust H_2 and robust H_∞ controllers.

4 NUMERICAL EXAMPLE

To illustrate robust control synthesis with the probability-one homotopy algorithm, we consider the two-mass/spring benchmark system shown in Fig. 4 with uncertain stiffness k . A control force acts on the body 1 and the position of body 2 is measured, resulting in a noncollocated control problem. This benchmark problem is discussed in detail in Wei and Bernstein (1992).

The open-loop plant (for $m_1 = m_2 = 1$) is given by

$$\dot{x} = A(k)x + Bu + D_1w, \quad (4.1)$$

$$y = Cx + D_2w, \quad (4.2)$$

$$z = E_1x, \quad (4.3)$$

where $z = x_2$ is the output performance variable, y is a noise corrupted measurement of x_2 , w is the disturbance vector, and

$$x = \begin{bmatrix} x_1 \\ x_2 \\ x_3 \\ x_4 \end{bmatrix}, \quad A(k) = \begin{bmatrix} 0 & 0 & 1 & 0 \\ 0 & 0 & 0 & 1 \\ -k & k & 0 & 0 \\ k & -k & 0 & 0 \end{bmatrix},$$

$$B = \begin{bmatrix} 0 \\ 0 \\ 1 \\ 0 \end{bmatrix}, \quad D_1 = \begin{bmatrix} 0 & 0 \\ 0 & 0 \\ 0 & 0 \\ 1 & 0 \end{bmatrix}, \quad E_2 = \rho_2,$$

$$E_1 = \rho_1 C = \rho_1 [0 \quad 1 \quad 0 \quad 0], \quad D_2 = \rho_2 [0 \quad 1].$$

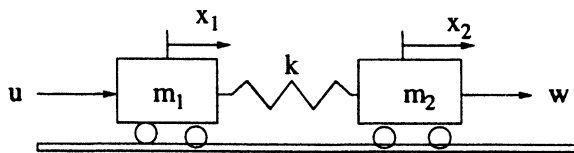


FIGURE 4 Two-mass/spring system.

Here $E_2 = \rho_2$ and ρ_1 are introduced artificially to act as control knobs. Decreasing ρ_2 increases the controller authority and increasing ρ_1 causes attenuation of the performance variable z . The parameters ρ_1 and ρ_2 are therefore made a function of the homotopy parameter λ . It is assumed that $k = k_{\text{nom}} + \Delta k$. The perturbation in $A(k)$ due to a change Δk in the stiffness element k from the nominal value k_{nom} is given by

$$A(k) - A(k_{\text{nom}}) \triangleq \Delta A = -B_0 \Delta k C_0, \quad (4.4)$$

where

$$B_0 = [0 \quad 0 \quad 1 \quad -1]^T, \quad C_0 = [1 \quad -1 \quad 0 \quad 0].$$

We desire to design a constant gain linear feedback compensator $K(s)$ with realization (2.2) such that the closed-loop system is stable for $0.5 < k < 2.0$ and for a unit impulse disturbance at $t=0$, the performance variable z has a settling time of about 15 s for the nominal system (with $k = k_{\text{nom}} = 1$). The uncertain plant and the controller can now be put into the form shown in Fig. 1.

H_2 Performance

The closed-loop system can now be put into the form shown in Fig. 2, with a realization given by (2.6). The matrices \tilde{A} , \tilde{B}_0 , \tilde{C}_0 in (2.12) of Theorem 1 are given by (2.7)–(2.9). The upper bound on the H_2 cost functional is given by (2.13) in Theorem 1. It can be seen that the diagonal H and N of the Popov multiplier reduce to scalars for this particular example. The parameter vector x with respect to which the

Lagrangian (3.3) is to be minimized is given by

$$x = [H \ N \ \epsilon \ \text{vec}^T(A_c) \ \text{vec}^T(B_c) \ \text{vec}^T(C_c)]^T. \quad (4.5)$$

The initial point x_0 is chosen in the following manner. H_0 , N_0 , and ϵ_0 are chosen arbitrarily as 10, 10, and 1, respectively. The initial controller $(A_{c,0}, B_{c,0}, C_{c,0})$ is an LQG controller for the plant corresponding to $k = 1.25$, $\rho_1 = 1$ and $\rho_2 = \sqrt{0.1}$. No robustness is expected of this controller and hence the initial M_1 and M_2 in (2.3) are chosen close to zero (i.e., $M_{1,0} = -0.01$ and $M_{2,0} = 0.01$). It was found that the desired robustness and performance level could not be achieved without increasing the authority of the controller. Hence M_1 and M_2 are increased to $+0.75$ and -0.75 respectively and ρ_2 is decreased to $\sqrt{0.001}$, during the course of the homotopy algorithm.

H_∞ Performance

As shown in Section 2, the problem may be formulated to minimize an H_∞ instead of an H_2 performance index. The closed-loop system may now be formulated as shown in Fig. 3 and is given by the realization

$$\tilde{G} \sim \left[\begin{array}{c|c} \tilde{A} & \tilde{B} \\ \hline \tilde{C} & 0 \end{array} \right] \quad (4.6)$$

where \tilde{A} , \tilde{B} , and \tilde{C} are given by (2.7) and (2.15). The formulation is similar to that in Braatz and Morari (1992). However, unlike in Braatz and Morari (1992), we let the performance block Δ_p be full, i.e., $\Delta_p \in \mathcal{C}^{2 \times 2}$. \bar{M}_1 and \bar{M}_2 are diagonal matrices of the form given in (2.14). Notice that in this formulation Δ is *mixed* since Δk is real whereas Δ_p is allowed to be complex. Hence the multiplier elements H and N have the structure

$$H = \text{diag}\{h_{11}, h_{22}, h_{22}\}, \quad N = \text{diag}\{n_{11}, 0, 0\} \quad (4.7)$$

as discussed in Theorem 2. The parameter vector x with respect to which the Lagrangian (3.3) is to be minimized is given by

$$x = [h_{11} \ h_{22} \ n_{11} \ \epsilon \ \text{vec}(A_c)^T \ \text{vec}(B_c)^T \ \text{vec}(C_c)^T]^T. \quad (4.8)$$

The initial point x_0 is chosen in the following manner. H_0 , $N_0(1, 1)$, and ϵ_0 are chosen arbitrarily as $10I_3$, 10 and 1, respectively. The initial controller $(A_{c,0}, B_{c,0}, C_{c,0})$ is an H_∞ controller corresponding to $k = 1.25$, $\rho_1 = 1$, $\rho_2 = 0.01$, $\bar{M}_1 = \text{block-diag}\{-0.001, -0.1I_2\}$ and $\bar{M}_2 = \text{block-diag}\{0.001, 0.1I_2\}$. The initial controller provides a fair amount of performance but no robustness. It was found that the required robustness level could not be achieved without increasing the controller authority. Hence, $\bar{M}_1(1, 1)$ and $\bar{M}_2(1, 1)$ are changed to -0.75 and $+0.75$ respectively, and ρ_2 is decreased to 0.0001, during the course of the homotopy algorithm. The parameter ρ_1 is increased to 2.5 to improve the performance.

Complex μ Synthesis

The formulation is identical to the robust H_∞ performance case except that the Δ is complex structured (*not mixed*). The weights are adjusted till μ for *robust stability* is 1 and the settling time constraints are met. The D -scales are constrained to be of zeroth order to keep the order of the controller fixed at 4, so as to be able to make a fair comparison between different synthesis techniques.

Observations

All three controllers are guaranteed by the theory to be robust for the range $0.5 < k < 2.0$ and this was also verified by a direct search. The actual cost and the upper bound on the worst case cost (for $0.5 < k < 2.0$), as guaranteed by the respective algorithms, have been plotted for all three controllers in Figs. 7, 10 and 13. It can be seen that the upper bound on the worst case cost for both the robust H_2 and robust H_∞ controllers are fairly 'tight', whereas that for complex μ synthesis is clearly very conservative. The robust H_2 controller is stable for $0.35 < k < 2.39$; the robust H_∞ controller is stable for $0.4 < k < 2.45$ and the controller obtained by complex μ synthesis is stable for $0.32 < k < 6.7$, as can also be seen from the familiar 'cost buckets' in Figs. 7, 10 and 13. Clearly the controllers obtained using the Popov multiplier approach are less conservative than that obtained by complex μ synthesis.

The settling time for the system was chosen to be the time required for the displacement of mass 2 to reach and stay within the interval $[-0.1 \text{ m}, 0.1 \text{ m}]$. All three controllers are seen to satisfy the settling time objectives when connected to the nominal model corresponding to $k = 1 \text{ N/m}$, as can be seen from the impulse response of the closed-loop system in Figs. 5, 8 and 11. It can also be seen that the settling time objective is satisfied for the entire family of plants ($0.5 < k < 2.0$), which, though not a design requirement, is a very desirable characteristic of the controllers. It is seen that the robust H_2 and robust H_∞ controllers obtained using the Popov multiplier approach yield similar time responses. The control effort required is shown in Figs. 6, 9 and 12. It is seen that nearly similar control effort is required by both the robust H_2 and the robust H_∞ controllers and it is significantly less than that required by the complex μ controller. It can also be seen from Fig. 14 that both the robust H_2 and the robust H_∞ controllers have bandwidths which are significantly smaller than the bandwidth of the complex μ controller.

It is observed that the algorithm for robust H_∞ performance is much more computationally intensive than that for robust H_2 performance.

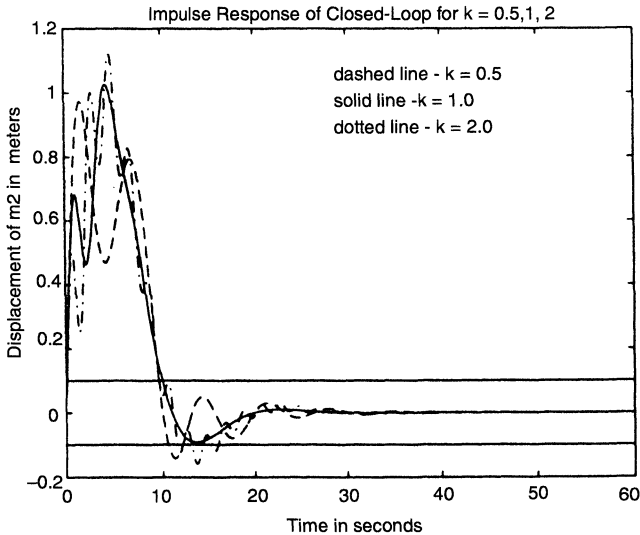


FIGURE 5 Impulse response – robust H_2 controller.

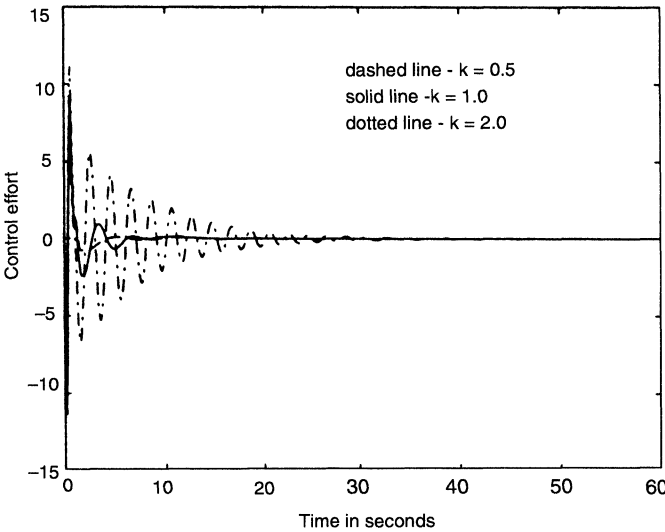


FIGURE 6 Control effort – robust H_2 controller.

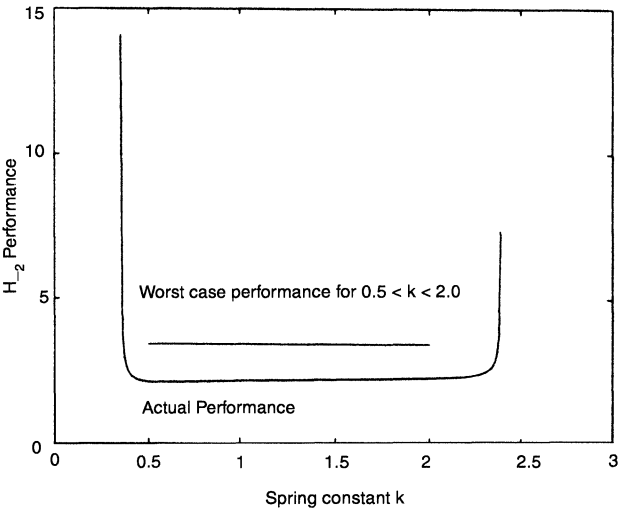
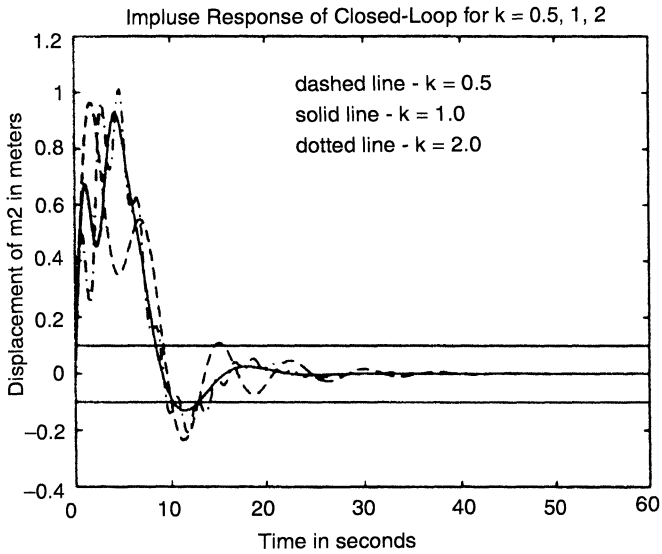
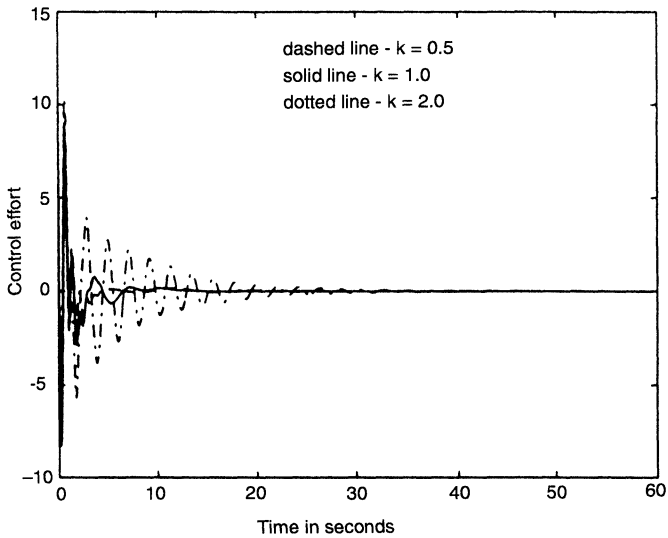


FIGURE 7 H_2 performance for range of values of spring constant k – robust H_2 controller.

FIGURE 8 Impulse response – robust H_∞ controller.FIGURE 9 Control effort – robust H_∞ controller.

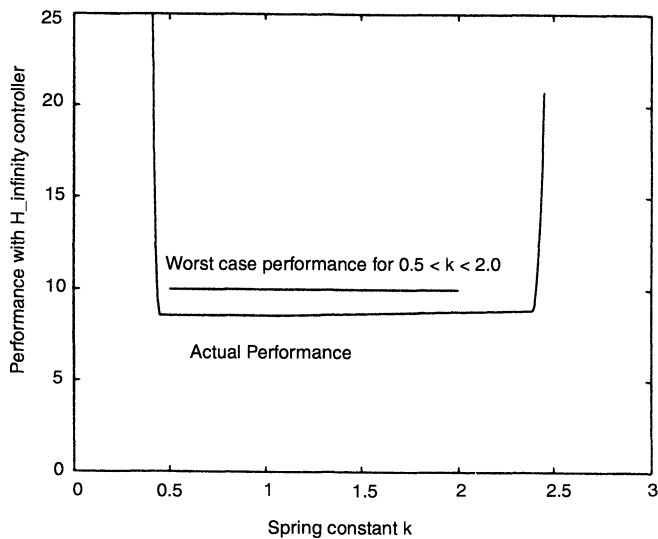


FIGURE 10 H_∞ performance vs. spring constant k – robust H_∞ controller.

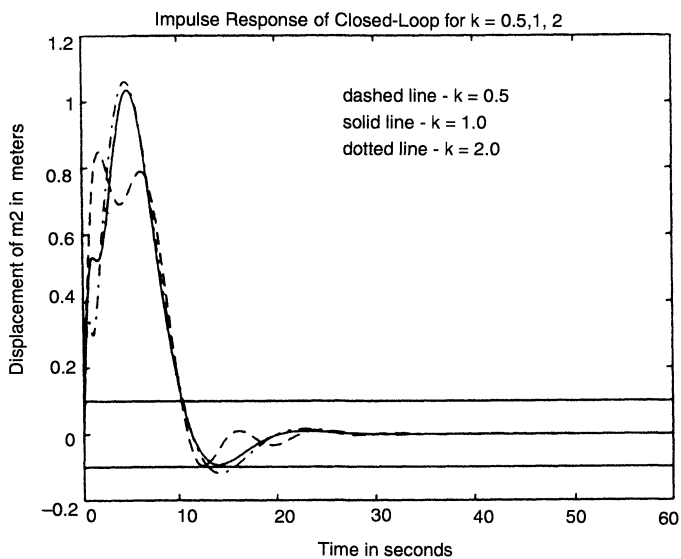
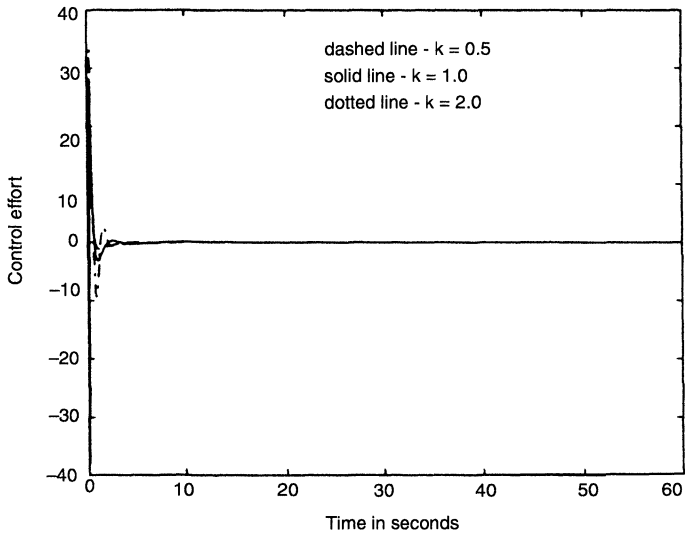
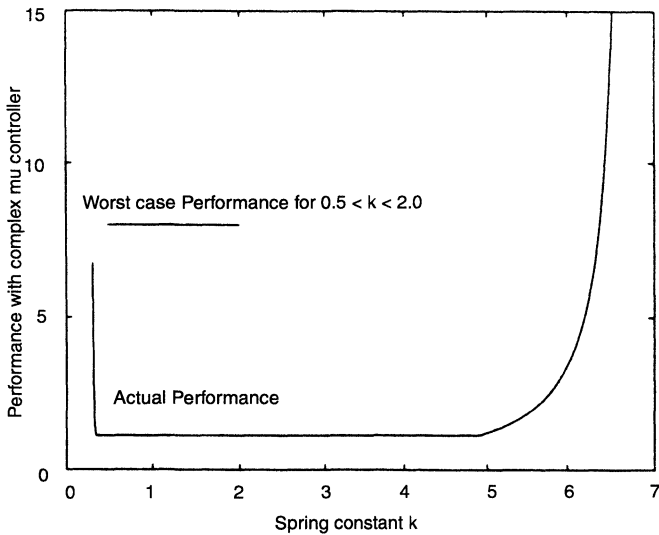


FIGURE 11 Impulse response – complex μ controller.

FIGURE 12 Control effort – complex μ controller.FIGURE 13 H_∞ performance vs. spring constant k – complex μ controller.

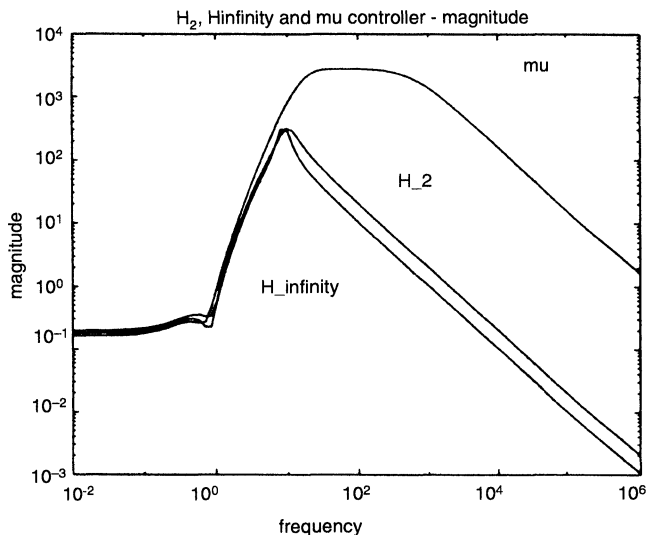


FIGURE 14 Controller bandwidths.

This is because the expressions for the gradient and Hessian for H_∞ design are far more complex than those for H_2 design.

5 CONCLUSIONS

In this paper the Popov multiplier has been used to develop probability-one homotopy algorithms for the design of robust controllers with guaranteed H_2 or H_∞ performance. The formulation closely follows that presented in Collins *et al.* (1996, 1997) and extends it to the case of robust controllers with H_∞ performance. Though the formulation for both the robust H_2 and the robust H_∞ problems are very similar, the gradient and the Hessian expressions for the H_∞ formulation are more complex. A numerical benchmark example is presented for both the robust H_2 and H_∞ controllers. Both controllers are found to have smaller bandwidth, smaller control authority and to be significantly less conservative than controllers obtained by complex μ synthesis. It is seen that the algorithms for the robust H_∞ controllers are

more computationally intensive than algorithms for robust H_2 controllers, as is expected.

Certainly if the uncertainty is mixed, and the performance requirements are in terms of H_∞ cost, it is preferable to use the multiplier based algorithms with guaranteed H_∞ performance (as described in this paper) than complex μ synthesis. The fact that the robust H_2 and the robust H_∞ algorithms produce controllers with similar characteristics, suggests that when the performance specifications are not directly in terms of either H_2 or H_∞ cost, one may use either of the two algorithms. In this case, due to the significant difference in computational complexity, it is advantageous to use the algorithm for H_2 performance.

References

- Braatz, R. and Morari, M., Robust control for a noncollocated spring-mass system, *Journal of Guidance, Control, and Dynamics*, **15** (1992), 1103–1110.
- Collins, E.G., Haddad, W.M. and Watson, L.T., Fixed-architecture robust control design using fixed-structure multipliers, *Proceedings of the International Federation of Automatic Control*, Vol. C, 1996, pp. 73–78.
- Collins, E.G., Haddad, W.M., Watson, L.T. and Sadhukhan, D., Probability-one homotopy algorithms for robust controller synthesis with fixed-structure multipliers, *International Journal of Robust and Nonlinear Control*, **7** (1997), 165–185.
- Doyle, J.C., Wall, J.E. and Stein, G., Performance and robustness analysis for structured uncertainty, *Proceedings of the 21st IEEE Conference on Decision and Control*, Orlando, FL, 1982, pp. 629–636.
- Haddad, W.M., How, J.P., Hall, S.R. and Bernstein, D.S., Extensions of mixed- μ bounds to monotonic and odd monotonic nonlinearities using absolute stability theory, *International Journal of Control*, **60** (1994), 905–951.
- Haddad, W.M., Bernstein, D.S. and Chellaboina, V.S., Generalized mixed- μ bounds for real and complex multiple-block uncertainty with internal matrix structure, *Proceedings of the American Control Conference*, Seattle, WA, 1995, pp. 2843–2847.
- How, J.P. and Hall, S.R., Connections between the Popov stability criterion and bounds for real parameter uncertainty, *Proceedings of the American Control Conference*, San Francisco, CA, 1993, pp. 1084–1089.
- How, J.P., Haddad, W.M. and Hall, S.R., Application of Popov controller synthesis to benchmark problems with real parametric uncertainty, *Journal of Guidance, Control, and Dynamics*, **17** (1994a), 759–768.
- How, J.P., Hall, S.R. and Haddad, W.M., Robust controllers for the Middeck Active Control Experiment using Popov controller synthesis, *IEEE Transactions on Control Systems Technology*, **2** (1994b), 73–87.
- How, J.P., Collins, E.G. and Haddad, W.M., Optimal Popov controller analysis and synthesis for systems with real parameter uncertainty, *IEEE Transactions on Control Systems Technology*, **4** (1996), 200–207.
- Packard, A. and Doyle, J.C., The complex structured singular value, *Automatica*, **29** (1993), 71–109.
- Sparks, A.G. and Bernstein, D.S., Real structured singular value synthesis using the scaled Popov criterion, *Journal of Guidance, Control, and Dynamics*, **18** (1995), 1244–1252.

- Watson, L.T., Numerical linear algebra aspects of globally convergent homotopy methods, *SIAM Review*, **28** (1987), 529–545.
- Watson, L.T., Billups, S.C. and Morgan, A.P., Algorithm 652: HOMPACK: A suite of codes for globally convergent homotopy algorithms, *ACM Transactions on Mathematical Software*, **13** (1987), 281–310.
- Wei, B. and Bernstein, D.S., Benchmark problems for robust control design, *Journal of Guidance, Control, and Dynamics*, **15** (1992), 1057–1059.

Special Issue on Space Dynamics

Call for Papers

Space dynamics is a very general title that can accommodate a long list of activities. This kind of research started with the study of the motion of the stars and the planets back to the origin of astronomy, and nowadays it has a large list of topics. It is possible to make a division in two main categories: astronomy and astrodynamics. By astronomy, we can relate topics that deal with the motion of the planets, natural satellites, comets, and so forth. Many important topics of research nowadays are related to those subjects. By astrodynamics, we mean topics related to spaceflight dynamics.

It means topics where a satellite, a rocket, or any kind of man-made object is travelling in space governed by the gravitational forces of celestial bodies and/or forces generated by propulsion systems that are available in those objects. Many topics are related to orbit determination, propagation, and orbital maneuvers related to those spacecrafts. Several other topics that are related to this subject are numerical methods, nonlinear dynamics, chaos, and control.

The main objective of this Special Issue is to publish topics that are under study in one of those lines. The idea is to get the most recent researches and published them in a very short time, so we can give a step in order to help scientists and engineers that work in this field to be aware of actual research. All the published papers have to be peer reviewed, but in a fast and accurate way so that the topics are not outdated by the large speed that the information flows nowadays.

Before submission authors should carefully read over the journal's Author Guidelines, which are located at <http://www.hindawi.com/journals/mpe/guidelines.html>. Prospective authors should submit an electronic copy of their complete manuscript through the journal Manuscript Tracking System at <http://mts.hindawi.com/> according to the following timetable:

Manuscript Due	July 1, 2009
First Round of Reviews	October 1, 2009
Publication Date	January 1, 2010

Lead Guest Editor

Antonio F. Bertachini A. Prado, Instituto Nacional de Pesquisas Espaciais (INPE), São José dos Campos, 12227-010 São Paulo, Brazil; prado@dem.inpe.br

Guest Editors

Maria Cecilia Zanardi, São Paulo State University (UNESP), Guaratinguetá, 12516-410 São Paulo, Brazil; cecilia@feg.unesp.br

Tadashi Yokoyama, Universidade Estadual Paulista (UNESP), Rio Claro, 13506-900 São Paulo, Brazil; tadashi@rc.unesp.br

Silvia Maria Giuliatti Winter, São Paulo State University (UNESP), Guaratinguetá, 12516-410 São Paulo, Brazil; silvia@feg.unesp.br