

Research Article

Nonlinear Equations with a Retarded Argument in Discrete-Continuous Systems

Amalia Pielorz

Received 18 April 2006; Accepted 20 March 2007

Recommended by Katica R. (Stevanović) Hedrih

The paper deals with dynamic problems of discrete-continuous systems with local nonlinearities, the analysis of which is reduced to solving nonlinear differential equations with a retarded argument. This concerns the discrete-continuous systems subject to torsional, longitudinal, or shear deformations, where the equations of motion for elastic elements are classical wave equations. It is assumed that the characteristics of local nonlinearities are of a soft-type and in the paper they are described by four nonlinear functions. After a short general description of the approach used, the detailed considerations and numerical results are presented for a multimass discrete-continuous system with a local nonlinearity having the characteristics of a soft-type subject to shear deformations.

Copyright © 2007 Amalia Pielorz. This is an open access article distributed under the Creative Commons Attribution License, which permits unrestricted use, distribution, and reproduction in any medium, provided the original work is properly cited.

1. Introduction and nonlinear forces

Equations with a retarded argument have a wide application in the theory of mathematical control, in theory of optimal control, in mathematical biology, in mathematical economics, and so forth (Bainov and Mischev [1]; Hale [2]; Muszyński and Myszkiś [3]). In such equations, the unknown functions and their derivatives have different arguments. It appears that certain discrete-continuous systems can also be described by ordinary differential equations with a retarded argument. Such systems consist of rigid bodies connected with elastic elements. Among these systems, one can distinguish those where elastic elements undergo torsional, longitudinal, or shear deformations. The equations of motion for these elements are classical wave equations. In torsionally deformed systems, one may consider shafts which can be found, for example, in branched systems, gear transmissions, internal combustion engines, and transport drive systems (Nadolski and Pielorz [4, 5]; Pielorz [6–9], Szolc [10]). For longitudinally deformed systems, one

2 Mathematical Problems in Engineering

may consider certain machine elements, truss members, railway cars, and river barges (Pielorz [6, 11, 12]). Among systems subject to shear deformations, one may consider, for example, string systems and low structures subject to transversal excitations (Bogacz and Szolc [13], Pielorz [6, 14–16], Szolc [10]).

The paper deals with discrete-continuous systems having local nonlinearities. The characteristics of these nonlinearities can be of a hard or of a soft-type. In the paper by Pielorz [16], the discrete-continuous system with a local nonlinearity described by the polynomial of a third degree is considered. There it was shown that such a nonlinear function can be used in both cases of the characteristic. Here the discussion is concentrated only on the systems having nonlinearities with the characteristic of a soft-type; however, they are described by the following four nonlinear functions:

$$F(y_i) = k_1 y_i + k_3 y_i^3 \quad \text{with } k_3 \leq 0, \quad (1.1)$$

$$F(y_i) = A \sin(B y_i), \quad (1.2)$$

$$F(y_i) = A \tanh(B y_i), \quad (1.3)$$

$$F(y_i) = A[-1 + \exp(B y_i)] \quad \text{for } y_i \leq 0, \quad (1.4)$$

$$F(y_i) = A[1 - \exp(-B y_i)] \quad \text{for } y_i \geq 0,$$

where y_i is the displacement of a cross-section where a local nonlinearity is located. It is assumed that all functions describe the same linear case, (1.1) is the expansion of the sinusoidal function (1.2), and that the polynomial function and the functions (1.2)–(1.4) have close maximum values. Thus, the constants A and B are connected with the constants k_1 and k_3 by relations (Pielorz [15])

$$AB = k_1, \quad AB^3 = -6k_3. \quad (1.5)$$

Four nonlinear functions are proposed for the description of the local nonlinearities in order to avoid some inconveniences which appear when the function (1.1) is used, that is, escape phenomena (Stewart et al. [17]).

The aim of the paper is to show that using a wave approach, the dynamical analysis of the discrete-continuous systems with a local nonlinearity leads to solving nonlinear ordinary differential equations with a retarded argument of the neutral type and that four proposed nonlinear functions can be incorporated in the description of the local nonlinearity. After a short general introduction to the approach used, the detailed considerations are presented for a multimass discrete-continuous system subject to shear deformations. Some numerical results are given for a four-mass system.

2. Wave approach

Consider the systems described by discrete-continuous models consisting of an arbitrary number of homogeneous elastic elements connected by means of a suitable number of rigid bodies. The cross-sections of elastic elements remain flat during the motion. Besides, the elastic elements have finite lengths and constant cross-sections, so their motion is described by the classical wave equation. The displacements y_i and velocities of all cross-sections of the elastic elements are assumed to be equal to zero at the time instant

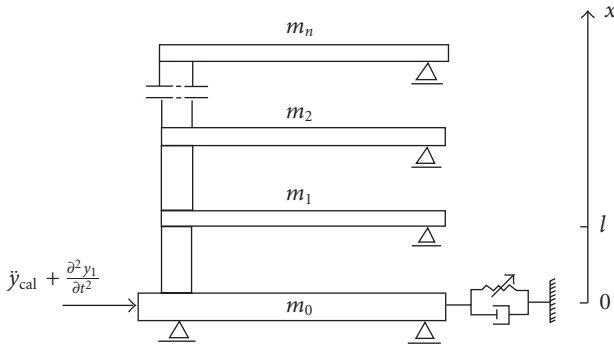


Figure 3.1. Nonlinear discrete-continuous system subject to shear deformations.

$t = 0$, and the system is loaded by the forces or is subjected to external excitation. In these models, local nonlinearities represented by nonlinear discrete elements are introduced. The inclusion of such types of nonlinearities is suggested by many engineering solutions and here they are described by means of four nonlinear functions (1.1)–(1.4).

The equation of motion for the i th elastic element is a classical wave equation. Searching solutions for specific problems, we must add to equations of motion the zero initial conditions and appropriate boundary conditions. These are the conditions for the displacements of the i th and the $i+1$ th elastic elements of the system in the cross-sections of the contact of these elements, or the conditions for forces acting either in the cross-sections of the contact of the neighboring elastic elements or in the cross-sections in which rigid bodies are attached.

The solutions of the equations of motion are sought in the form of the sum of two functions (the solution of the d'Alembert type), representing waves propagating in the elastic element of the systems under consideration. The more detailed considerations are performed below for the multimass system subject to shear deformations.

3. The system subject to shear deformations

As an example, the system shown in Figure 3.1 is considered. The elastic elements of this system have the transverse dimension, alongside of which shear forces act close to the length of the element, that is, they have the low slenderness ratio. To such structures belong, for example, machine supports, bridge piers, and low columns in buildings, Pielorz [14, 15].

The studied model consists of n elastic elements connected by rigid bodies. It is assumed that all the elements are characterized by shear modulus G , the cross-sectional area A , shear coefficient k , density ρ , and the length l . To the rigid body m_0 , a discrete element with a nonlinear spring can be attached. Such an element may represent various parts of considered structures which ought to be described by local nonlinearities. For example, it may represent an elastic segment of an isolation type.

The rigid body m_0 is subject to the absolute acceleration $(\partial^2 y_1 / \partial t^2)(0, t) + \ddot{y}_{cal}(t)$, where $y_1(0, t)$ is the displacement of the rigid body m_0 in relation to the ground and $y_{cal}(t)$ is

4 Mathematical Problems in Engineering

the ground displacement in relation to the fixed spatial system. Damping in the model is described by means of an equivalent external and internal damping expressed by

$$R_{di} = d_i \frac{\partial y_i}{\partial t}, \quad R_{vi} = D_i \frac{\partial^2 y_i}{\partial x \partial t}, \quad i = 0, 1, \dots, n, \quad (3.1)$$

where constants d_i and D_i are coefficients of external and internal damping. The x -axis direction is normal to the direction of displacements y_i , its origin coincides with the location of the rigid body m_0 in an undisturbed state, and velocities and displacements of the cross-sections of all the elastic elements are equal to zero at time instant $t = 0$.

Upon the introduction of the appropriate nondimensional quantities (Pielorz [14, 15])

$$\begin{aligned} \bar{x} = \frac{x}{l}, \quad \bar{t} = \frac{ct}{l}, \quad K_r = \frac{A\rho l}{m_r}, \quad \bar{D}_i = \frac{D_i c}{l}, \quad \bar{l} = 1, \\ \bar{d}_i = \frac{d_i l}{m_r c}, \quad \bar{y}_i = \frac{y_i}{y_r}, \quad R_i = \frac{m_i}{m_r}, \quad \bar{F} = \frac{Fl^2}{c^2 y_r m_r}, \end{aligned} \quad (3.2)$$

where $c^2 = kG/\rho$ is a wave speed, m_r and y_r are a fixed mass and displacement, respectively. The problem of determining the displacements, strains, and velocities in the cross-sections of the elastic elements for the analyzed model is reduced to solving n classical wave equations

$$\frac{\partial^2 y_i}{\partial t^2} - \frac{\partial^2 y_i}{\partial x^2} = 0 \quad \text{for } i = 1, 2, \dots, n \quad (3.3)$$

with the zero initial conditions

$$y_i(x, 0) = \frac{\partial y_i}{\partial t}(x, 0) = 0 \quad \text{for } i = 1, 2, \dots, n \quad (3.4)$$

and with the following nonlinear boundary conditions:

$$\begin{aligned} R_0 \ddot{y}_{\text{cal}}(t) + R_0 \frac{\partial^2 y_1}{\partial t^2} + d_0 \frac{\partial y_1}{\partial t} - K_r \left(D_1 \frac{\partial^2 y_1}{\partial x \partial t} + \frac{\partial y_1}{\partial x} \right) + F(y_1) = 0 \quad \text{for } x = 0, \\ y_i = y_{i+1} \quad \text{for } x = i, \quad i = 1, 2, \dots, n-1, \\ K_r \left(D_i \frac{\partial^2 y_i}{\partial x \partial t} + \frac{\partial y_i}{\partial x} \right) - K_r \left(D_{i+1} \frac{\partial^2 y_{i+1}}{\partial x \partial t} + \frac{\partial y_{i+1}}{\partial x} \right) + R_i \frac{\partial^2 y_{i+1}}{\partial t^2} + d_i \frac{\partial y_{i+1}}{\partial t} = 0 \end{aligned} \quad (3.5)$$

for $x = i, \quad i = 1, 2, \dots, n-1,$

$$K_r \left(D_n \frac{\partial^2 y_n}{\partial x \partial t} + \frac{\partial y_n}{\partial x} \right) + R_n \frac{\partial^2 y_n}{\partial t^2} + d_n \frac{\partial y_n}{\partial t} = 0 \quad \text{for } x = n.$$

In (3.3)–(3.5), bars denoting dimensionless quantities are omitted for convenience.

The solutions of (3.3) taking into account the initial conditions (3.4) are sought in the form

$$y_i(x, t) = f_i(t - x) + g_i(t + x - 2(i - 1)), \quad i = 1, 2, \dots, n, \quad (3.6)$$

where the unknown functions f_i and g_i represent the waves, caused by the kinematic excitation, propagating in the i th elastic element of the discrete-continuous model. In the sought solutions (3.6), it is taken into account that the first disturbance occurs in the i th element at time $t = i - 1$ in the cross-section $x = i - 1$ for $i = 1, 2, \dots, n$. The functions f_i and g_i are continuous and identical to zero for negative arguments.

Upon substituting the solutions (3.6) into the boundary conditions (3.5) and denoting the largest argument of functions appearing in each equality by z , the following nonlinear equations are obtained for the functions f_i and g_i :

$$\begin{aligned}
 g_i(z) &= f_{i+1}(z-2) + g_{i+1}(z-2) - f_i(z-2), \quad i = 1, 2, \dots, n-1, \\
 r_{n+1,1} g_n''(z) + r_{n+1,2} g_n'(z) &= r_{n+1,3} f_n''(z-2) + r_{n+1,4} f_n'(z-2), \\
 r_{11} f_1''(z) &= -R_0 \ddot{y}_{\text{cal}}(z) + r_{12} g_1''(z) + r_{13} f_1'(z) + r_{14} g_1'(z) + F(g_1(z) + f_1(z)), \\
 r_{i1} f_i''(z) + r_{i2} f_i'(z) &= r_{i3} g_i''(z) + r_{i4} g_i'(z) + r_{i5} f_{i-1}''(z) + r_{i6} f_{i-1}'(z), \quad i = 2, 3, \dots, n,
 \end{aligned} \tag{3.7}$$

where

$$\begin{aligned}
 r_{11} &= K_r D_1 + R_0, & r_{12} &= K_r D_1 - R_0, \\
 r_{13} &= -K_r - d_0, & r_{14} &= K_r - d_0, \\
 r_{i1} &= K_r D_i + K_r D_{i-1} + R_{i-1}, & r_{i2} &= 2K_r + d_{i-1}, \\
 r_{i3} &= K_r D_i - K_r D_{i-1} - R_{i-1}, & r_{i4} &= -d_{i-1}, \\
 r_{i5} &= 2K_r D_{i-1}, & r_{i6} &= 2K_r, \quad i = 2, 3, \dots, n \\
 r_{n+1,1} &= K_r D_n + R_0, & r_{n+1,2} &= K_r + d_n, \\
 r_{n+1,3} &= K_r D_n - R_0, & r_{n+1,4} &= K_r - d_n.
 \end{aligned} \tag{3.8}$$

Equations (3.7) are nonlinear differential equations with a retarded argument of the neutral type. They can be solved only numerically using, for example, the Runge-Kutta method. Having obtained from (3.7) the functions $f_i(z)$ and $g_i(z)$ and their derivatives, one can determine displacements, strains, and velocities in an arbitrary cross-section of the elastic elements in the considered model at an arbitrary time instant. Equations (3.7) differ from appropriate equations in (Pielorz [16]) by the possibility to use four nonlinear functions (1.1)–(1.4) for the description of the local nonlinearity.

The properties of the solutions of equations with a retarded argument are discussed in the literature (Bainov and Mischev [1]; Hale [2]; Muszyński and Myszkiński [3]). Here we are interested only in the numerical investigations of some properties of the system described by (3.7). Especially, we are interested in the effect of the local nonlinearity with the characteristic of a soft-type described by four nonlinear functions on the behavior of the discrete-continuous system shown in Figure 3.1.

4. Numerical results

The numerical analysis is performed for the model presented in Figure 3.1 with four rigid bodies, $n = 3$. The function of the external excitation $y_{\text{cal}}(t)$ is arbitrary: irregular or regular, periodic or nonperiodic. In the paper, in the analogy to the nonlinear discrete problems, it is assumed in the form

$$\ddot{y}_{\text{cal}}(t) = a_0 \sin(pt) \quad (4.1)$$

and the considerations are focused on the determination of displacements in the steady states. By means of the function (4.1) various direct and indirect external excitations can be described, where p is the dimensionless frequency of the external excitation. Under the external excitation (4.1) changing in time harmonically, harmonic, superharmonic, and subharmonic vibrations can appear. The paper concerns only harmonic vibrations.

The considered discrete-continuous systems represent low structures and are described by the dimensionless parameters R_i , K_r ; see (3.2). These parameters can have various values. The constants R_i are the ratios of the masses m_i and the mass of the foundation m_0 while the constant K_r is the ratio of the mass of columns and m_0 . For real structures such parameters are usually smaller than 1. In the presented calculations, they are assumed to be equal 0.5 and 0.3, similarly as in the paper by Pielorz [14].

In numerical calculations, we concentrate on the presentation of the influence of the local nonlinearity with the characteristic of a soft-type on displacements and forces in selected cross-sections. The local nonlinearity is described by the functions (1.1)–(1.4). The dimensionless parameter k_1 is fixed and is equal to 0.3 while the dimensionless parameters k_3 and a_0 can be varied. The parameter k_3 is connected directly with the local nonlinearity, and a_0 is the amplitude of the external excitation (4.1). The remaining dimensionless parameters appearing in equations (3.8) are fixed and equal to $R_0 = 1.0$, $K_r = 0.3$, $k_1 = 0.3$, $m_r = m_0$, $R_i = 0.5$, $i = 1, 2, \dots, n$.

Equations (3.7) enable us to determine the numerical solution in an arbitrary cross-section of the discrete-continuous systems. Below, however, the effect of the local nonlinearity on displacements and forces in the cross-section $x = 0$ is investigated because in this cross-section the local nonlinearity is introduced.

Diagrams in Figures 4.1–4.3 show amplitude-frequency curves for displacements and dynamic forces, correspondingly, of the four-mass system with $n = 3$ in $x = 0$. One would expect that with the increase of the amplitude of the external excitation, the amplitudes of displacements and forces should increase for each p . When the function (1.1) is used, it is true up to the frequency p for which the function (1.1) approaches the maximum value postulated by the constant k_3 . For $k_3 = -0.05$, this maximum value is equal to 0.2828. Then the solutions begin to diverge to infinity, and that is connected with the properties of the potential of the function (1.1). The escape phenomenon is known in nonlinear discrete systems (Stewart et al. [17]). Thus, this phenomenon is also noticed in the study of nonlinear discrete-continuous systems with the local nonlinearity described by the polynomial of the third degree. Extreme values for p for which harmonic vibrations with the period equal to the period of the external excitation can be obtained are marked by dots. The dots determine the intervals of p where the polynomial (1.1) is rather not

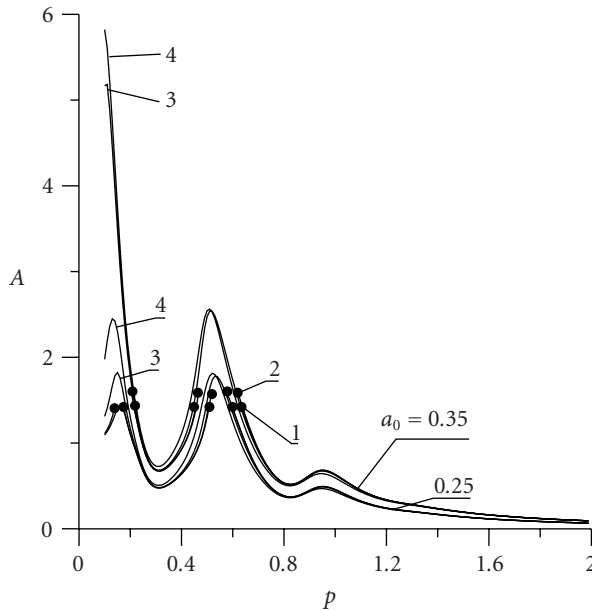


Figure 4.1. Amplitude-frequency curves for displacements in $x = 0$.

useful for the description of the nonlinear characteristics of a soft-type. Similar effects are noticed when the sinusoidal function (1.2) is used. In these cases, there also exist intervals where the solutions stop to behave as a sinusoidal function. These intervals are also marked by dots.

In Figure 4.1, the displacement amplitudes A are presented, including 4 resonant regions ($\omega_1 = 0.22$, $\omega_2 = 0.594$, $\omega_3 = 0.949$, $\omega_4 = 1.278$) for $k_3 = -0.05$, $d_0 = d_i = D_i = 0.1$ and for the amplitude of the external excitation $a_0 = 0.25, 0.35$. Only three resonant regions are distinct. From Figure 4.1, it follows that in the first resonant region the maximal displacement amplitudes occur for nonlinear function (1.4) for both values of a_0 . In the second resonant region, functions (1.3) and (1.4) give similar results. In further resonant regions, the results for all of the four functions are similar. In the case of function (1.1), solutions may diverge to infinity for $a_0 = 0.25$ as well as for $a_0 = 0.35$. For function (1.2) with $a_0 = 0.25$ one can expect solutions not behaving as harmonic vibrations only in the second resonance, while with $a_0 = 0.35$ in both first resonant regions.

In Figure 4.2, amplitudes F_A of forces described by four nonlinear functions (1.1)–(1.4) for the amplitude of the external excitation $a_0 = 0.25$ are presented. Only three resonant regions are distinct. In the first and the second resonant regions, the maximal amplitudes are obtained for the sinusoidal function (1.2), and the smallest ones for the exponential function (1.4). After the fourth resonant region the results for all assumed functions are difficult to distinguish. In the first resonant region, one can notice the interval of p , where the solution diverges to infinity when the polynomial function is used.

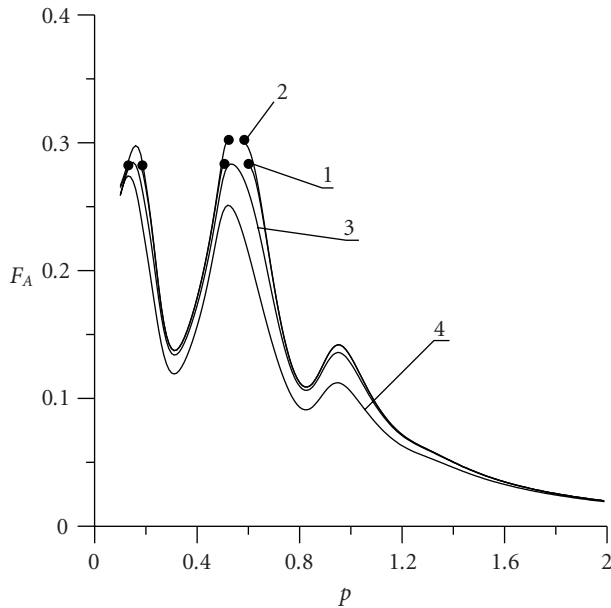


Figure 4.2. Amplitude-frequency curves for forces for $k_3 = -0.05$, $a_0 = 0.25$ with nonlinear functions (1.1)–(1.4).

In the second resonant region, the function (1.1) as well as the sinusoidal function (1.2) can give solutions losing their physical meaning.

In Figure 4.3, the diagrams of the force amplitudes F_A for $k_3 = -0.05$ and $a_0 = 0.35$ are plotted. In the third resonant region, the highest amplitudes are obtained for functions (1.1) and (1.2) while the smallest ones when the exponential function is applied for the description of the local nonlinearity. In the case of functions (1.1), (1.2), one can observe the intervals of the solutions not behaving as harmonic vibrations in the first as well as in the second resonant regions. For the remaining functions, the diagrams of the force amplitudes in the first resonant region form the plateau. It means that in this region the solutions corresponding to these functions approach the maximum value postulated by the parameters k_1 , k_3 . The plateau is wider for the hyperbolic tangent function. The maximum of the function (1.1) for the assumed parameters is equal to 0.2828, while for the functions (1.2)–(1.4) it is equal to 0.3.

Figures 4.2 and 4.3 show exemplary diagrams of amplitudes of forces and the diagrams in Figure 4.1 for amplitudes of displacements. These diagrams indicate that the polynomial (1.1) and the sinusoidal function (1.2) may have some restrictions for their application in the discussion of the nonlinear vibrations of discrete-continuous systems with the local nonlinearities having the characteristics of a soft-type. Though these functions have some limitations for their application, it seems to be interesting to find admissible values of the excitation amplitude a_0 for which solutions are harmonic vibrations with the frequency p .

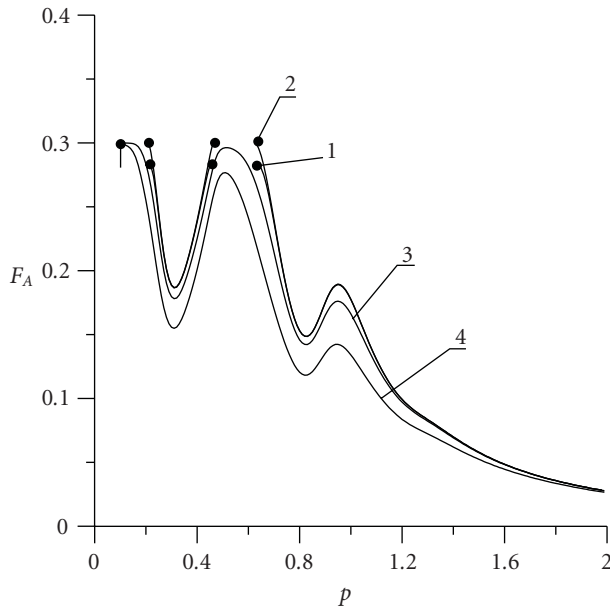


Figure 4.3. Amplitude-frequency curves for forces for $k_3 = -0.05$, $a_0 = 0.35$ with nonlinear functions (1.1)–(1.4).

The application ranges of the polynomial (1.1) (dashed lines) and the sinusoidal function (1.2) (continuous lines) for the considered system are shown in Figure 4.4 for $k_3 = -0.025, -0.05, -0.1$. They include 3 resonant regions. The appropriate diagrams inform how the admissible values of the amplitude a_0 decrease with the decrease of the parameter k_3 representing the local nonlinearity. The strongest restrictions occur in the neighborhood of the resonances and the minimal admissible values of a_0 increase with the increase of the frequency p . The application ranges are wider for sinusoidal function (1.2), and the acceptable a_0 for the polynomial function can increase in a linear manner between the first and the second resonant regions. Besides, one can notice that the differences between the diagrams for the functions (1.1) and (1.2) increase slowly with the increase of the frequency of the external excitation p .

5. Final remarks

In the paper, it is shown that there exist discrete-continuous systems with local nonlinearities having the characteristics of a soft-type which can be reduced to solving nonlinear ordinary differential equations with a retarded argument. It was also shown that various nonlinear functions can be incorporated for the description of local nonlinearities. Detailed investigations are presented for the nonlinear discrete-continuous system subjected to shear deformations and numerical results are given for the system having four rigid bodies and three elastic elements. The research concerns the effect of the local nonlinearity on the solutions in several resonant regions using four nonlinear functions. This effect is seen in the first two resonant regions. It is noticed that some limitations there

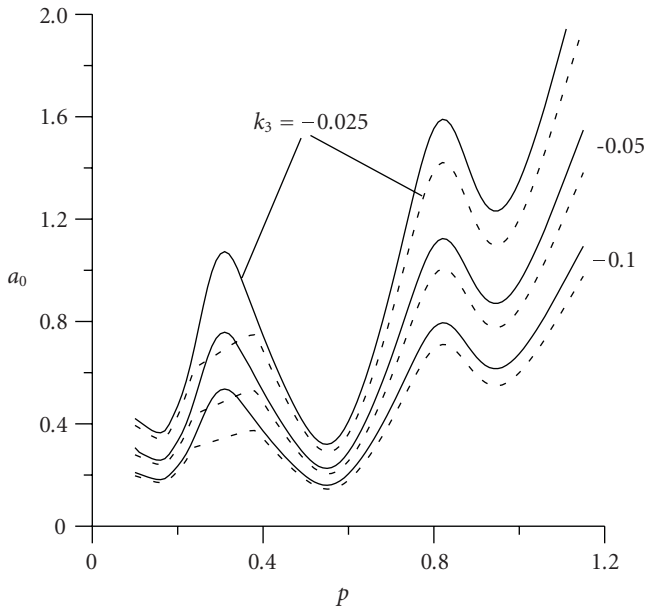


Figure 4.4. Application ranges for $k_3 = -0.025, -0.05, -0.1$ for polynomial function (dashed lines) and sinusoidal function (continuous lines).

exist for the application of the polynomial function and of the sinusoidal function. Analogous considerations can be done for the system with other number rigid bodies and for discrete-continuous systems with local nonlinearities subjected to torsional or longitudinal deformations. The local nonlinearities can have the characteristics of a soft as well as of a hard type (Nadolski and Pielorz [5]; Pielorz [7, 8, 11, 12, 14, 15]).

Acknowledgment

The paper was presented at the *Workshop on Nonlinear Phenomena: Modeling and Their Applications*, held in Rio Claro, 4–6 May, 2005, SP, Brazil.

References

- [1] D. D. Bařnov and D. P. Mishev, *Oscillation Theory for Neutral Differential Equations with Delay*, Adam Hilger, Bristol, UK, 1991.
- [2] J. Hale, *Theory of Functional Differential Equations*, vol. 3 of *Applied Mathematical Sciences*, Springer, New York, NY, USA, 2nd edition, 1977.
- [3] J. Muszyński and A. D. Myszkis, *Ordinary Differential Equations*, PWN, Warszawa, Poland, 1984.
- [4] W. Nadolski and A. Pielorz, “Dynamic investigation of the main journals of two-cylinder engine crankshaft with damping,” *International Journal of Mechanical Sciences*, vol. 25, no. 12, pp. 887–898, 1983.
- [5] W. Nadolski and A. Pielorz, “Theoretical investigations of nonlinear loads on gear teeth in single gear transmission,” *International Journal of Mechanical Sciences*, vol. 43, no. 2, pp. 299–311, 2001.

- [6] A. Pielorz, “Elastic waves in discrete-continuous mechanical systems,” IFTR Reports 21/1992, Polish Academy of Sciences, Warszawa, Poland, 1992, Habilitation thesis.
- [7] A. Pielorz, “Dynamic analysis of a nonlinear discrete-continuous torsional system by means of wave method,” *Zeitschrift für Angewandte Mathematik und Mechanik*, vol. 75, no. 9, pp. 691–698, 1995.
- [8] A. Pielorz, “Non-linear vibrations of a discrete-continuous torsional system with non-linearities having characteristic of a soft type,” *Journal of Sound and Vibration*, vol. 225, no. 2, pp. 375–389, 1999.
- [9] A. Pielorz, “Vibration problems in selected torsional mechanical systems,” *Meccanica*, vol. 38, no. 6, pp. 731–738, 2003.
- [10] T. Szolc, “Dynamic analysis of complex discrete-continuous mechanical systems,” IFTR Reports 2/2003, Polish Academy of Sciences, Warszawa, Poland, 2003, Habilitation thesis.
- [11] A. Pielorz, “Nonlinear discrete-continuous models in dynamic investigations of plane truss members,” *Engineering Transactions*, vol. 45, pp. 133–152, 1997.
- [12] A. Pielorz, “The investigation of the influence of a local elastic nonlinearity on vibrations of plane truss member,” *Engineering Transactions*, vol. 51, no. 1, pp. 3–24, 2003.
- [13] R. Bogacz and T. Szolc, “Analysis of dynamic interaction between the continuous string and moving oscillator,” *Engineering Transactions*, vol. 41, no. 3-4, pp. 365–384, 1993.
- [14] A. Pielorz, “Nonlinear discrete-continuous models in the analysis of low structures subject to kinematic excitations caused by transversal waves,” *Journal of Theoretical and Applied Mechanics*, vol. 36, no. 4, pp. 979–999, 1998.
- [15] A. Pielorz, “Vibrations of discrete-continuous models of low structures with a nonlinear soft spring,” *Journal of Theoretical and Applied Mechanics*, vol. 39, no. 1, pp. 153–174, 2001.
- [16] A. Pielorz, “Application of equations with a retarded argument in physical systems,” in *Proceedings of the 4th International Conference on Parallel Processing and Applied Mathematics (PPAM '01)*, vol. 2328 of *Lecture Notes in Computer Sciences*, pp. 738–746, Naleczow, Poland, September 2002.
- [17] H. B. Stewart, J. M. T. Thompson, Y. Ueda, and A. N. Lansbury, “Optimal escape from potential wells—patterns of regular and chaotic bifurcation,” *Physica D. Nonlinear Phenomena*, vol. 85, no. 1-2, pp. 259–295, 1995.

Amalia Pielorz: Faculty of Management and Computer Modelling, Kielce University of Technology,
 Al. 1000-cia Państwa Polskiego 7, 25-314 Kielce, Poland
 Email address: apielorz@tu.kielce.pl

Special Issue on Time-Dependent Billiards

Call for Papers

This subject has been extensively studied in the past years for one-, two-, and three-dimensional space. Additionally, such dynamical systems can exhibit a very important and still unexplained phenomenon, called as the Fermi acceleration phenomenon. Basically, the phenomenon of Fermi acceleration (FA) is a process in which a classical particle can acquire unbounded energy from collisions with a heavy moving wall. This phenomenon was originally proposed by Enrico Fermi in 1949 as a possible explanation of the origin of the large energies of the cosmic particles. His original model was then modified and considered under different approaches and using many versions. Moreover, applications of FA have been of a large broad interest in many different fields of science including plasma physics, astrophysics, atomic physics, optics, and time-dependent billiard problems and they are useful for controlling chaos in Engineering and dynamical systems exhibiting chaos (both conservative and dissipative chaos).

We intend to publish in this special issue papers reporting research on time-dependent billiards. The topic includes both conservative and dissipative dynamics. Papers discussing dynamical properties, statistical and mathematical results, stability investigation of the phase space structure, the phenomenon of Fermi acceleration, conditions for having suppression of Fermi acceleration, and computational and numerical methods for exploring these structures and applications are welcome.

To be acceptable for publication in the special issue of Mathematical Problems in Engineering, papers must make significant, original, and correct contributions to one or more of the topics above mentioned. Mathematical papers regarding the topics above are also welcome.

Authors should follow the Mathematical Problems in Engineering manuscript format described at <http://www.hindawi.com/journals/mpe/>. Prospective authors should submit an electronic copy of their complete manuscript through the journal Manuscript Tracking System at <http://mts.hindawi.com/> according to the following timetable:

Manuscript Due	March 1, 2009
First Round of Reviews	June 1, 2009
Publication Date	September 1, 2009

Guest Editors

Edson Denis Leonel, Department of Statistics, Applied Mathematics and Computing, Institute of Geosciences and Exact Sciences, State University of São Paulo at Rio Claro, Avenida 24A, 1515 Bela Vista, 13506-700 Rio Claro, SP, Brazil; edleonel@rc.unesp.br

Alexander Loskutov, Physics Faculty, Moscow State University, Vorob'evy Gory, Moscow 119992, Russia; loskutov@chaos.phys.msu.ru