
Relativistic Binaries in Globular Clusters

Matthew J. Benacquista
University of Texas at Brownsville
Center for Gravitational Wave Astronomy
80 Ft. Brown
Brownsville, Texas 78520
email: benacquista@phys.utb.edu
<http://phys.utb.edu/~benacquista/>

Living Reviews in Relativity

ISSN 1433-8351

Accepted on 9 January 2006
Published on 7 February 2006

Abstract

The galactic population of globular clusters are old, dense star systems, with a typical cluster containing 10^4 – 10^7 stars. As an old population of stars, globular clusters contain many collapsed and degenerate objects. As a dense population of stars, globular clusters are the scene of many interesting close dynamical interactions between stars. These dynamical interactions can alter the evolution of individual stars and can produce tight binary systems containing one or two compact objects. In this review, we discuss the theoretical models of globular cluster evolution and binary evolution, techniques for simulating this evolution which lead to relativistic binaries, and current and possible future observational evidence for this population. Globular cluster evolution will focus on the properties that boost the production of hard binary systems and on the tidal interactions of the galaxy with the cluster, which tend to alter the structure of the globular cluster with time. The interaction of the components of hard binary systems alters the evolution of both bodies and can lead to exotic objects. Direct N -body integrations and Fokker–Planck simulations of the evolution of globular clusters that incorporate tidal interactions and lead to predictions of relativistic binary populations are also discussed. We discuss the current observational evidence for cataclysmic variables, millisecond pulsars, and low-mass X-ray binaries as well as possible future detection of relativistic binaries with gravitational radiation.

Imprint / Terms of Use

Living Reviews in Relativity is a peer reviewed open access journal published by the Max Planck Institute for Gravitational Physics, Am Mühlenberg 1, 14476 Potsdam, Germany. ISSN 1433-8351.

This review is licensed under a Creative Commons Attribution-Non-Commercial-NoDerivs 2.0 Germany License: <http://creativecommons.org/licenses/by-nc-nd/2.0/de/>

Because a *Living Reviews* article can evolve over time, we recommend to cite the article as follows:

<p>Matthew J. Benacquista, “Relativistic Binaries in Globular Clusters”, <i>Living Rev. Relativity</i>, 9, (2006), 2. [Online Article]: cited [<date>], http://www.livingreviews.org/lrr-2006-2</p>
--

The date given as <date> then uniquely identifies the version of the article you are referring to.

Article Revisions

Living Reviews supports two different ways to keep its articles up-to-date:

Fast-track revision A fast-track revision provides the author with the opportunity to add short notices of current research results, trends and developments, or important publications to the article. A fast-track revision is refereed by the responsible subject editor. If an article has undergone a fast-track revision, a summary of changes will be listed here.

Major update A major update will include substantial changes and additions and is subject to full external refereeing. It is published with a new publication number.

For detailed documentation of an article's evolution, please refer always to the history document of the article's online version at <http://www.livingreviews.org/lrr-2006-2>.

30 June 2008: Added 16 new references and latest observations.

Page 5: Added “and possible black holes”.

Page 5: Removed “this review article on relativistic binaries in globular clusters”.

Page 5: Added explicit references to sections.

Page 11: Removed “in a process known as mass segregation”

Page 14: Added paragraph and references to Sollima (2008) and Leigh (2007).

Page 14: Added sentence and references to Richer (2008) and Strickler (2007).

Page 14: Added reference to Dieball (2007).

Page 14: Added last two sentences and references to Ivanova (2008) and Freire (2008).

Page 14: Added ω Centauri and reference to Noyola (2008).

Page 14: Added two sentences and references to Bash (2008) to reflect latest observations of black holes.

Page 14: Added sentence and reference to McLaughlin (2006).

Page 15: Added new observations in M54, NGC 288, M30, and NGC 2808. New references to Ramsay (2006), Kong (2006), Lugger (2007), and Servillat (2008).

Page 17: Changed reference of table from Camilo and Rasio (2006) to Freire.

Page 18: Added new entries to reflect current observations. Deleted references column and directed reader to online catalog for updated references.

Page 38: Added last sentence and reference to Willems (2007).

Contents

1	Introduction	5
2	Globular Clusters	6
2.1	Globular cluster stars	6
2.2	Globular cluster structure	6
2.3	Globular cluster evolution	10
3	Observations	13
3.1	Cataclysmic variables	14
3.2	Low-mass X-ray binaries	15
3.3	Millisecond pulsars	16
3.4	Black holes	17
4	Relativistic Binaries	19
4.1	Binary evolution	19
4.2	Mass transfer	21
4.3	Globular cluster processes	24
5	Dynamical Evolution	27
5.1	<i>N</i> -body	27
5.2	Fokker–Planck	28
5.3	Population syntheses	30
5.3.1	<i>N</i> -body simulations	30
5.3.2	Monte Carlo simulations	31
5.3.3	Encounter rate techniques	32
5.3.4	Semi-empirical methods	34
6	Prospects of Gravitational Radiation	37
7	Summary	39
8	Acknowledgements	40
	References	41

List of Tables

1	Low-mass X-ray binaries in globular clusters: Host clusters and LMXB properties.	16
2	Short orbital period binary millisecond pulsars in globular clusters. Host clusters and orbital properties.	18
3	Number of relativistic binaries brought into contact through binary interactions.	33
4	Encounter rate estimates of the population of relativistic binaries in a typical globular cluster and the galactic globular cluster system.	34

1 Introduction

Relativistic binaries containing white dwarfs (WDs), neutron stars (NSs), and black holes (BHs) in compact orbits are over-represented in globular clusters compared with their population in the galactic field. Observations of this population reveal a host of exotic objects such as ultracompact cataclysmic variables, non-flickering X-ray and UV sources, low-mass X-ray binaries (LMXBs), millisecond pulsars, and possible black holes. These objects and their dark counterparts in the population of relativistic binaries are also likely to be observable sources of gravitational radiation for low-frequency gravitational wave detectors such as the planned space-borne interferometer LISA. In the field, a relativistic binary is a product of the interplay between stellar evolution and the gravitational interaction of a tight binary. In globular clusters, the population of tight binaries is also a product of the dynamical evolution of an N -body gravitational system. Thus, relativistic binaries result from a combination of several of the more interesting processes in astrophysics. In keeping with the focus of this review article, we shall only touch on the aspects of globular clusters, observations, binary evolution, and N -body dynamics as they relate to populations of this specific class of binaries in globular clusters.

We begin in Section 2 by looking at the physical structure and general history of the galactic globular cluster system that leads to the concentration of evolved stars, stellar remnants, and binary systems in the cores of these clusters. Current observations of globular clusters that have revealed numerous populations of relativistic binaries and their tracers are presented in Section 3. We also look at the prospects for future observations in this rapidly changing area. Many of these relativistic binaries are the product of stellar evolution in compact binaries. In Section 4, we will look at how mass transfer from one star in the presence of a nearby companion can dramatically alter the evolution of both stars in the process of binary evolution. The enhanced production of relativistic binaries in globular clusters results from dynamical processes that drive binaries toward tighter orbits and that preferentially exchange more massive and degenerate objects into binary systems. Numerical simulations of globular cluster evolution, which can be used to predict the rate at which relativistic binaries are formed, are discussed in Section 5. These models are compared with the observable members of the population of relativistic binaries. Finally, we conclude with a brief discussion of the prospects for observing these systems in gravitational radiation in Section 6.

Readers interested in further studies of the structure and evolution of globular clusters are invited to look at Binney and Tremaine [24], Spitzer [222], and Volumes I and II of Padmanabhan's *Theoretical Astrophysics* [171, 172] for a good introduction to the physical processes involved. Review articles of Meylan and Heggie [157] and Meylan [156] also provide a comprehensive look at the internal dynamics of globular clusters. Although our focus is solely on the Galactic globular cluster system, the physics of globular cluster systems associated with other galaxies is well covered in the review article by Harris [94] as well as his lecture notes from the Saas-Fee course on star clusters [29]. Carney has a thorough introduction to evolution of stars in globular clusters [30]. An observational perspective on the role of binaries in globular clusters is presented in an excellent review by Bailyn [10], while a good introduction to the details of observing binary systems in general can be found in *An Introduction to Close Binary Stars* [105]. Although slightly out of date, the review of binaries in globular clusters by Hut et al. [116] is an excellent introduction to the interaction between globular cluster dynamics and binary evolution, as is a short article on globular cluster binaries by McMillan, Pryor, and Phinney [155]. Rappaport et al. [196] and Rasio et al. [197] have written reviews of numerical simulations of binary populations in globular clusters. An excellent introduction to the astrophysics and numerical techniques relevant to globular cluster dynamics can be found in the book by Heggie and Hut [98].

2 Globular Clusters

Globular clusters comprising 10^4 to 10^7 stars were formed early in the history of the Milky Way, and are scattered throughout the halo. The age of the clusters is about 13 Gyr, with an age spread of less than 5 Gyr [31]. According to the frequently updated catalog of globular cluster properties maintained on the web by Harris [95], the globular cluster system numbers roughly 150 clusters. Although the list is fairly complete, new globular clusters have been recently discovered at very low galactic latitudes [114, 135], and there is the prospect for a few more clusters to be hidden behind the bulge or out in the far reaches of the galaxy. The distribution of globular clusters in galacto-centric coordinates is shown in Figure 1.

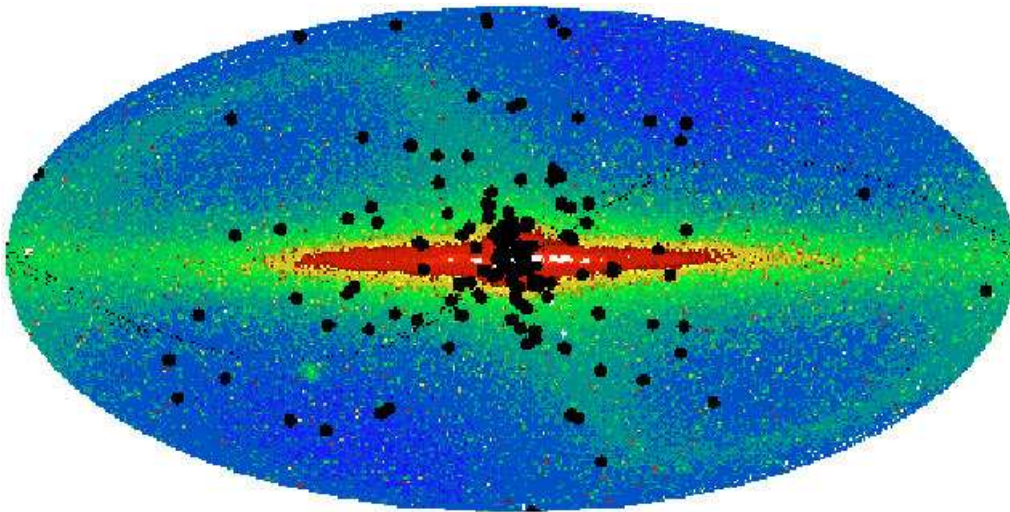


Figure 1: Globular cluster distribution about the galaxy. Positions are from Harris [95] and are plotted as black circles on top of the COBE FIRAS 2.2 micron map of the Galaxy using a Mollweide projection. Figure taken from Brian Chaboyer’s website [32].

2.1 Globular cluster stars

Because the clusters are of great age, most of the stars above about $0.8 M_{\odot}$ have already evolved off the main sequence. Thus, a large number of red giants are readily visible in most pictures of globular clusters (see Figure 2). When viewing the color–magnitude diagram (CMD) for a globular cluster, one can clearly see the red giant branch lifting up away from the main sequence. The horizontal branch of evolved stars is also seen in the CMD for M80 shown in Figure 3.

The clearly visible turn-off point in the CMD for globular clusters is evidence for the roughly coeval nature of the stars in the cluster. During the early stages of the evolution of a globular cluster, most of the gas and dust has been swept away. Subsequent replenishment of the intercluster gas by stellar winds from evolved stars is removed during periodic passages of the cluster through the plane of the galaxy. The remaining gas is generally too hot for any star formation to take place [67]. Thus globular clusters are made up of old, population II stars.

2.2 Globular cluster structure

The overall structure of a globular cluster can be described in terms of a roughly spherical N -body system with central densities in the range 10^{-1} to $10^6 M_{\odot}/\text{pc}^3$, and an average of $10^4 M_{\odot}/\text{pc}^3$.



Figure 2: Hubble Space Telescope photograph of the dense globular cluster M80 (NGC 6093).

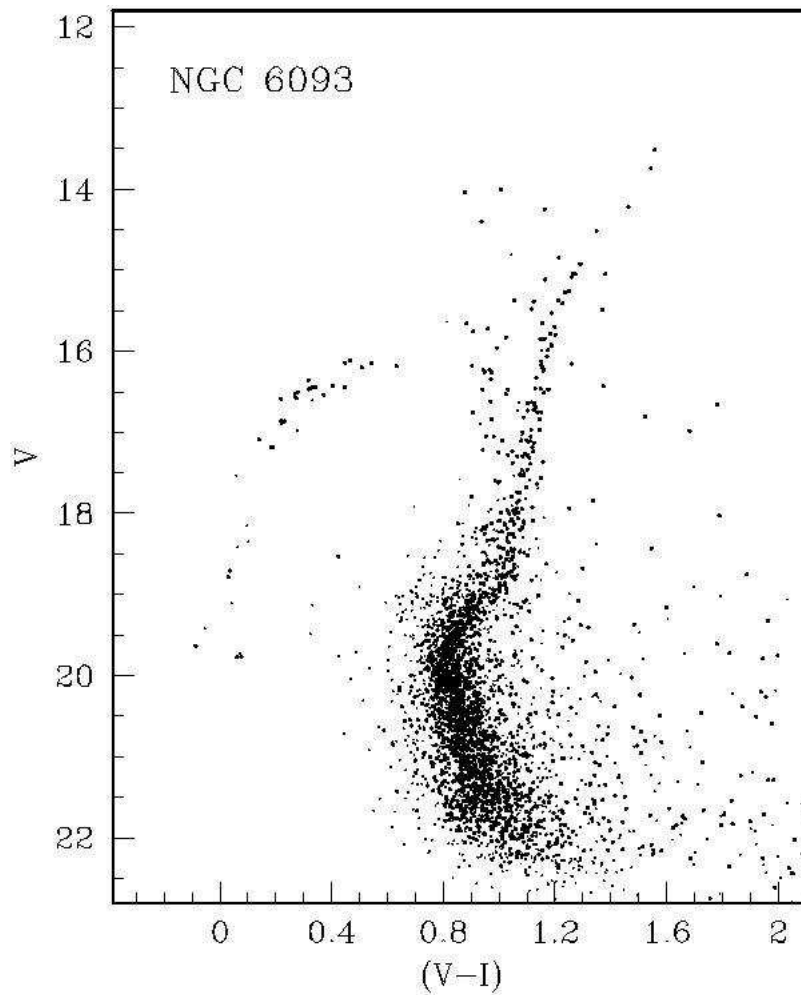


Figure 3: Color-magnitude diagram for M80. Figure taken from the catalog of 52 globular clusters [203]. The entire catalog is available at the Padova Globular Cluster Group website [231].

The important characteristic radii of a globular cluster are the core radius r_c , the half-light radius r_h , and the tidal radius r_t . The core radius is defined to be the radius at which the surface brightness has dropped to half the central value. The half-light radius is the radius that contains half of the light of the cluster and the tidal radius is defined as the radius beyond which the external gravitational field of the galaxy dominates the dynamics. Theorists define r_h to be the radius containing half the mass of the cluster. The half-mass radius is a three-dimensional theoretical construct, while the half-light radius is a two-dimensional observational construct. The tidal radius is always determined by some theoretical model. Typical values of these radii are 1.5 pc, 10 pc, and 50 pc, respectively [24, 172].

There are also important characteristic time scales that govern the dynamics of globular clusters. These are the crossing time t_{cross} , the relaxation time t_{relax} , and the evaporation time t_{evap} . The crossing time is the typical time required for a star in the cluster to travel the characteristic size R of the cluster (typically taken to be the half-mass radius). Thus, $t_{\text{cross}} \sim R/v$, where v is a typical velocity (~ 10 km/s). The relaxation time is the typical time for gravitational interactions with other stars in the cluster to remove the history of a star's original velocity. This amounts to the time required for gravitational encounters to alter the star's velocity by an amount comparable to its original velocity. Since the relaxation time is related to the number and strength of the gravitational encounters of a typical cluster star, it is related to the number of stars in the cluster and the average energy of the stars in the cluster. Thus, it can be shown that the mean relaxation time for a cluster is [24, 171]

$$t_{\text{relax}} \simeq \frac{0.1N}{\ln N} t_{\text{cross}}. \quad (1)$$

For a globular cluster with $N = 10^5$, a characteristic size of $R \sim r_h \sim 10$ pc, and a typical velocity of $v \sim 10$ km/s, the crossing time and relaxation time are $t_{\text{cross}} \sim 10^6$ yr and $t_{\text{relax}} \sim 10^9$ yr, although Binney and Tremaine use $t_{\text{cross}} \sim 10^5$ yr and consequently $t_{\text{relax}} \sim 10^8$ yr [24]. In real globular clusters, the relaxation time varies throughout the cluster and the median value is closer to 10^9 yr [24] as found in Figure 1.3 of Spitzer [222] and in Padmanabhan [172].

The evaporation time for a cluster is the time required for the cluster to dissolve through the gradual loss of stars that gain sufficient velocity through encounters to escape its gravitational potential. In the absence of stellar evolution and tidal interactions with the galaxy, the evaporation time can be estimated by assuming that a fraction γ of the stars in the cluster are evaporated every relaxation time. Thus, the rate of loss is $dN/dt = -\gamma N/t_{\text{relax}} = -N/t_{\text{evap}}$. The value of γ can be determined by noting that the escape speed v_e at a point \mathbf{x} is related to the gravitational potential $\Phi(\mathbf{x})$ at that point by $v_e^2 = -2\Phi(\mathbf{x})$. Consequently, the mean-square escape speed in a cluster with density $\rho(\mathbf{x})$ is

$$\langle v_e^2 \rangle = \frac{\int \rho(\mathbf{x}) v_e^2 d^3x}{\int \rho(\mathbf{x}) d^3x} = -2 \frac{\int \rho(\mathbf{x}) \Phi(\mathbf{x}) d^3x}{M} = -\frac{4W}{M}, \quad (2)$$

where W is the total potential energy of the cluster and M is its total mass. If the system is virialized (as we would expect after a relaxation time), then $-W = 2K = M\langle v^2 \rangle$, where K is the total kinetic energy of the cluster, and

$$\langle v_e^2 \rangle = 4\langle v^2 \rangle. \quad (3)$$

Thus, stars with speeds above twice the RMS speed will evaporate. Assuming a Maxwellian distribution of speeds, the fraction of stars with $v > 2v_{\text{rms}}$ is $\gamma = 7.38 \times 10^{-3}$. Therefore, the evaporation time is

$$t_{\text{evap}} = \frac{t_{\text{relax}}}{\gamma} = 136 t_{\text{relax}}. \quad (4)$$

Stellar evolution and tidal interactions tend to shorten the evaporation time (see Gnedin and Ostriker [83] and references therein for a thorough discussion of these effects). Using a typical

t_{relax} for a globular cluster, we see that $t_{\text{evap}} \sim 10^{10}$ yr, which is comparable to the observed age of globular clusters.

The characteristic time scales of globular clusters differ significantly from each other: $t_{\text{cross}} \ll t_{\text{relax}} \ll t_{\text{evap}}$.

When discussing stellar interactions during a given epoch of globular cluster evolution, it is possible to describe the background structure of the globular cluster in terms of a static model. These models describe the structure of the cluster in terms of a distribution function f that can be thought of as providing a probability of finding a star at a particular location in phase-space. The static models are valid over time scales which are shorter than the relaxation time so that gravitational interactions do not have time to significantly alter the distribution function. We can therefore assume $\partial f / \partial t \sim 0$. The structure of the globular cluster is then determined by the collisionless Boltzmann equation,

$$\mathbf{v} \cdot \nabla f - \nabla \phi \cdot \frac{\partial f}{\partial \mathbf{v}} = 0, \quad (5)$$

where the gravitational potential ϕ is found from f with

$$\nabla^2 \phi = 4\pi \int f(\mathbf{x}, \mathbf{v}, m) d^3v dm. \quad (6)$$

The solutions to Equation (5) are often described in terms of the relative energy per unit mass $\mathcal{E} \equiv \Psi - v^2/2$ with the relative potential defined as $\Psi \equiv -\phi + \phi_0$. The constant ϕ_0 is chosen so that there are no stars with relative energy less than 0 (i.e. $f > 0$ for $\mathcal{E} > 0$ and $f = 0$ for $\mathcal{E} < 0$). A simple class of solutions to Equation (5),

$$f(\mathcal{E}) = F\mathcal{E}^{7/2}, \quad (7)$$

generates what are known as Plummer models. A convenient class of models which admits anisotropy and a distribution in angular momenta L is known as King–Michie models. The King–Michie distribution function is

$$f(\mathcal{E}, L) = \rho_1 (2\pi\sigma^2)^{-3/2} \exp\left(\frac{-L^2}{2r_a^2\sigma^2}\right) \left[e^{\mathcal{E}/\sigma^2} - 1 \right], \quad \mathcal{E} > 0, \quad (8)$$

with $f = 0$ for $\mathcal{E} \leq 0$ and ρ_1 being a constant. The velocity dispersion is determined by σ and the anisotropy radius r_a is defined so that the velocity distribution changes from nearly isotropic at the center to nearly radial at r_a . The King–Michie distribution can be generalized to multi-mass systems, and although not dynamically correct, they can be used for mass estimates. A good description of the construction of a multi-mass King–Michie model can be found in the appendix of Miocchi [161].

2.3 Globular cluster evolution

An overview of the evolution of globular clusters can be found in Hut et al. [116], Meylan and Heggie [157], and Meylan [156]. We summarize here the aspects of globular cluster evolution that are relevant to the formation and concentration of relativistic binaries. The formation of globular clusters is not well understood [76] and the details of the initial mass function (IMF) are an ongoing field of star cluster studies. The Kroupa mass function [138] is the most common IMF currently used (see [137] for a discussion of the local IMF). It has the form

$$dN \propto m^{-\alpha_i} dm, \quad (9)$$

where

$$\begin{aligned}
 \alpha_0 &= +0.3 \pm 0.7, & 0.01 \leq m/M_\odot < 0.08, \\
 \alpha_1 &= +1.3 \pm 0.5, & 0.08 \leq m/M_\odot < 0.50, \\
 \alpha_2 &= +2.3 \pm 0.3, & 0.50 \leq m/M_\odot < 1.00, \\
 \alpha_3 &= +2.3 \pm 0.7, & 1.00 \leq m/M_\odot.
 \end{aligned}
 \tag{10}$$

Some older work uses the Salpeter IMF which assumes a single value of α in Equation (9) for all masses. Once the stars form out of the initial molecular cloud the system is not virialized (i.e. it does not satisfy Equation (5)), and it will undergo what is known as violent relaxation as the protocluster first begins to collapse. During violent relaxation, the total energy of individual stars can change as the local gravitational potential changes. The process of violent relaxation is a collisionless process and it occurs rapidly over a timescale given by a few crossing times. During violent relaxation, the energy per mass of a given star changes in a way that is independent of the mass of the star [24]. Thus, the more massive stars will have more kinetic energy. These stars will then lose their kinetic energy to the less massive stars through stellar encounters which leads towards equipartition of energy. Through virialization, this tends to concentrate the more massive stars in the center of the cluster – a process known as mass segregation. The process of mass segregation for stars of mass m_i occurs on a timescale given by $t_i \sim t_{\text{relax}} \langle m \rangle / m_i$.

The higher concentration of stars in the center of the cluster increases the probability of an encounter, which, in turn, decreases the relaxation time. Thus, the relaxation time given in Equation (1) is an average over the whole cluster. The local relaxation time of the cluster is given in Meylan and Heggie [157] and can be described by

$$t_r = \frac{0.065 \langle v^2 \rangle^{3/2}}{\rho \langle m \rangle G^2 \ln \Lambda},
 \tag{11}$$

where ρ is the local mass density, $\langle v^2 \rangle$ is the mass-weighted mean square velocity of the stars, and $\langle m \rangle$ is the mean stellar mass. The Coulomb logarithm, $\ln \Lambda$, is the logarithm of the ratio of the maximum to minimum expected impact parameters in the cluster. Typical values of Λ range between $0.4N$ [157, 172] and $0.1N$ [79]. Binney and Tremaine provide a range of values for $\ln \Lambda$ from 10.1 in the center of the cluster to 12 at r_h . Note that in the central regions of the cluster, the value of t_r is much lower than the average relaxation time. This means that in the core of the cluster, where the more massive stars have concentrated, there are more encounters between these stars.

The concentration of massive stars in the core of the cluster will occur within a few relaxation times, $t \sim t_{\text{relax}} \sim 10^9$ yr. This time is longer than the lifetime of low metallicity stars with $M \geq 2 M_\odot$ [207]. Consequently, these stars will have evolved into carbon-oxygen (CO) and oxygen-neon (ONe) white dwarfs, neutron stars, and black holes. After a few more relaxation times, the average mass of a star in the globular cluster will be around $0.5 M_\odot$ and these degenerate objects will once again be the more massive objects in the cluster, despite having lost most of their mass during their evolution. Thus, the population in the core of the cluster will be enhanced in degenerate objects. Any binaries in the cluster that have a gravitational binding energy significantly greater than the average kinetic energy of a cluster star will act effectively as single objects with masses equal to their total mass. These objects, too, will segregate to the central regions of the globular cluster [236]. The core will then be overabundant in binaries and degenerate objects.

The core would undergo what is known as core collapse within a few tens of relaxation times unless these binaries release some of their binding energy to the cluster. In core collapse, the central density increases to infinity as the core radius shrinks to zero. An example of core collapse can be seen in the comparison of two cluster evolution simulations shown in Figure 4 [126]. Note the core collapse when the inner radius containing 1% of the total mass dramatically shrinks after $t \sim 15 t_{\text{relax}}$. Since these evolution syntheses are single-mass Plummer models without binary interactions, the actual time of core collapse is not representative of a real globular cluster.

The static description of the structure of globular clusters using King–Michie or Plummer models provides a framework for describing the environment of relativistic binaries and their progenitors in globular clusters. The short-term interactions between stars and degenerate objects can be analyzed in the presence of this background. Over longer time scales (comparable to t_{relax}), the dynamical evolution of the distribution function as well as population changes due to stellar evolution can alter the overall structure of the globular cluster. We will discuss the dynamical evolution and its impact on relativistic binaries in Section 5.

Before moving on to the dynamical models and population syntheses of relativistic binaries, we will first look at the observational evidence for these objects in globular clusters.

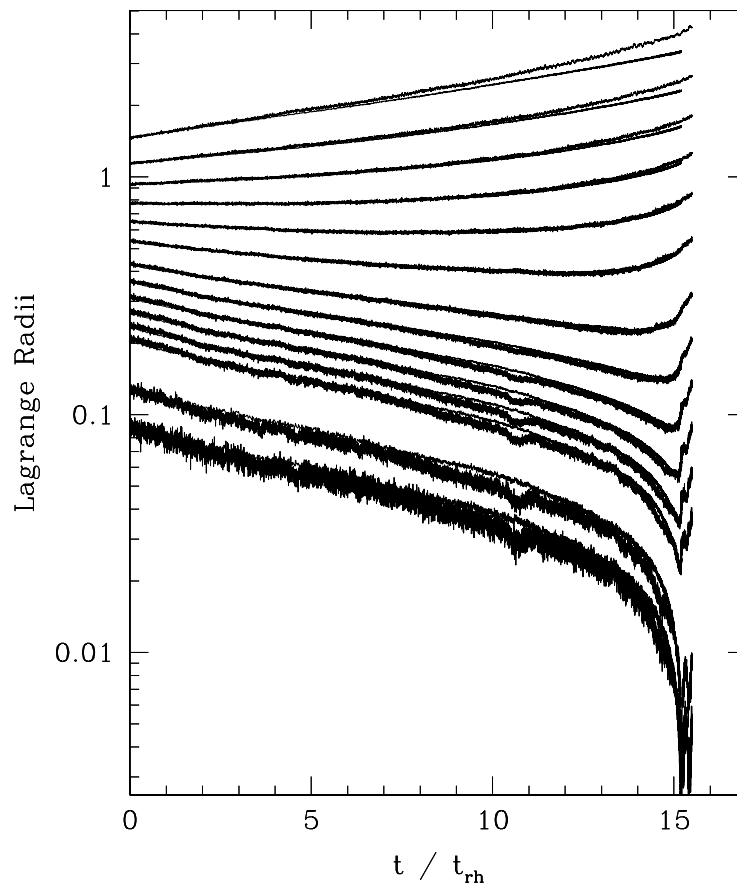


Figure 4: Lagrange radii indicating the evolution of a Plummer model globular cluster for an N -body simulation and a Monte Carlo simulation. The radii correspond to radii containing 0.35, 1, 3.5, 5, 7, 10, 14, 20, 30, 40, 50, 60, 70, and 80% of the total mass. Figure taken from Joshi et al. [126].

3 Observations

Observational evidence for relativistic binaries in globular clusters has undergone an explosion in recent years, thanks to concentrated pulsar searches, improved X-ray source positions from Chandra, and optical follow-ups with HST and ground-based telescopes. There are challenges to detecting most binaries since they have generally segregated to the cores of the clusters where crowding can be a problem. Nonetheless, numerous observations of both binaries and their tracer populations have been made in several globular clusters.

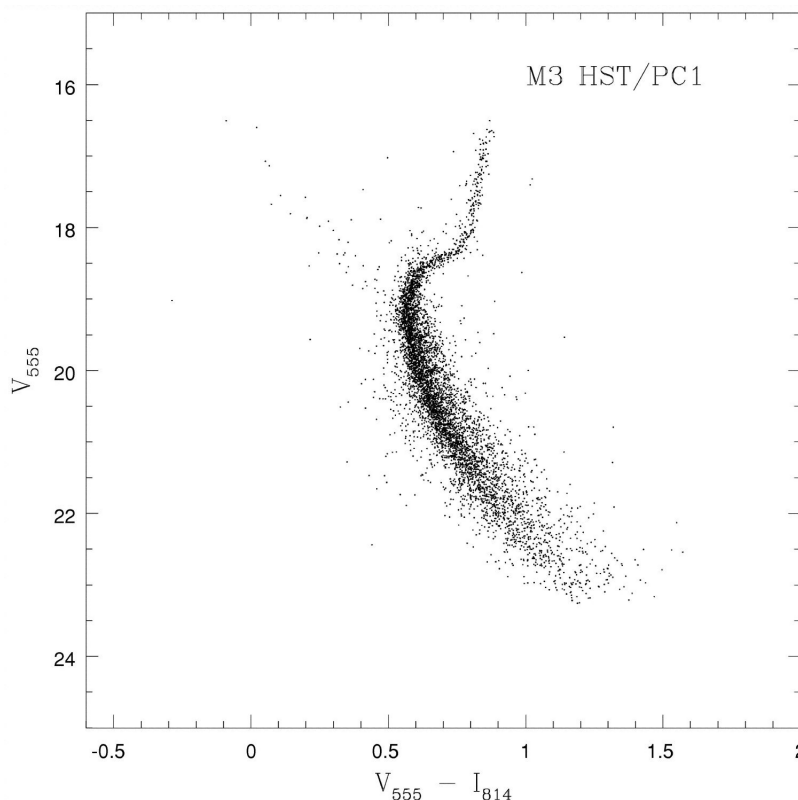


Figure 5: CMD of M3 from the Hubble Space Telescope WFPC2. Note the stars above and to the left of the turn-off. These are the blue stragglers. Figure taken from Zhao and Bailyn [246].

One tracer population of the dynamical processes that may lead to the formation of relativistic binaries is the population of blue stragglers. These are stars that appear on the main sequence above and to the left of the turn-off in the CMD of a globular cluster (see Figure 5). These stars are hot and massive enough that they should have already evolved off the main sequence. Consequently, these objects are thought to arise from stellar coalescences either through the gradual merger of the components of binaries or through direct collisions [62, 180]. Blue stragglers are some of the most visible and populous evidence of the dynamical interactions that can also give rise to relativistic binaries. For a good description of the use of far-ultraviolet surveys in detecting these objects, see Knigge [132]. For somewhat older but still valuable reviews on the implications of blue stragglers on the dynamics of globular clusters, see Hut [115] and Bailyn [10].

Recent observations of the blue straggler populations of 13 globular clusters indicates a correlation between the specific frequency of blue stragglers and the binary fraction in the globular cluster [221]. This supports observations which also seem to suggest that binary coalescences are

the dominant formation mechanism for blue stragglers in globular clusters [143].

The globular cluster population of white dwarfs can be used to determine the ages of globular clusters [163], and so they have been the focus of targeted searches despite the fact that they are arguably the faintest objects in a globular cluster. These searches have yielded large numbers of globular cluster white dwarfs. For example, a recent search of ω Centauri has revealed over 2000 white dwarfs [164], while Hansen et al. [93] have detected 222 white dwarfs in M4. Deep ACS observations of NGC 6397 [200] have identified a substantial population of approximately 150 white dwarfs [226]. In general, however, these searches uncover single white dwarfs. Optical detection of white dwarfs in binary systems tends to rely on properties of the accretion process related to the binary type. Therefore, searches for cataclysmic variables generally focus on low-luminosity X-ray sources [124, 88, 233] and on ultraviolet-excess stars [50, 51, 86, 133, 152], but these systems are usually a white dwarf accreting from a low mass star. The class of “non-flickerers” which have been detected recently [36, 228] have been explained as He white dwarfs in binaries containing dark CO white dwarfs [56, 89, 92].

Pulsars, although easily seen in radio, are difficult to detect when they occur in hard binaries, due to the Doppler shift of the pulse intervals. Thanks to an improved technique known as an “acceleration search” [158], which assumes a constant acceleration of the pulsar during the observation period, more short orbital period binary pulsars are being discovered [26, 27, 39, 41, 65, 71, 194]. For a good review and description of this technique, see Lorimer [144]. The progenitors of the ultracompact millisecond pulsars (MSPs) are thought to pass through a LMXB phase [48, 88, 121, 195, 198]. These systems are very bright and all of them in the globular cluster system are known. There are, however, several additional LMXBs that are currently quiescent [88, 234]. Additional evidence of a binary spin-up phase for MSPs comes from measurements of their masses, which indicate a substantial mass-transfer phase during the spin-up. Several observed globular cluster MSPs in binary systems are seen to have masses above the canonical mass of $1.4 M_{\odot}$ [68].

Although there are many theoretical predictions of the existence of black holes in globular clusters (see, e.g., [160, 189, 159, 42]), there are very few observational hints of them. Measurements of the kinematics of the cores of M15 [74, 90], NGC 6752 [53], and ω Centauri [170] provide some suggestions of a large, compact mass. However, these observations can also be explained without requiring an intermediate mass black hole [148, 175]. VLA observations of M80, M62, and M15 do not indicate any significant evidence of radio emission, which can be used to place some limits on the likelihood of an accreting black hole in these clusters. However, uncertainties in the expected gas density makes it difficult to place any upper limits on a black hole mass [13]. The unusual millisecond pulsar in the outskirts of NGC 6752 has also been argued to be the result of a dynamical interaction with a possible binary intermediate mass black hole in the core [35]. If the velocity dispersion in globular clusters follows the same correlation to black hole mass as in galactic bulges, then there may be black holes with masses in the range $1 - 10^3 M_{\odot}$ in many globular clusters [247]. Recent Hubble Space Telescope observations of the stellar dynamics in the core of 47 Tuc have placed an upper bound of $1500 M_{\odot}$ for any intermediate mass black hole in this cluster [153]. Stellar mass black hole binaries may also be visible as low luminosity X-ray sources, but if they are formed in exchange interactions, they will have very low duty cycles and hence are unlikely to be seen [127].

Recent observations and catalogs of known binaries are presented in the following Sections 3.1, 3.2, 3.3, and 3.4.

3.1 Cataclysmic variables

Cataclysmic variables (CVs) are white dwarfs accreting matter from a companion that is usually a dwarf star or another white dwarf. They have been detected in globular clusters through identification of the white dwarf itself or through evidence of the accretion process. White dwarfs managed

to avoid detection until observations with the Hubble Space Telescope revealed photometric sequences in several globular clusters [37, 36, 174, 199, 202, 201, 228, 93]. Spectral identification of white dwarfs in globular clusters has begun both from the ground with the VLT [162, 163] and in space with the Hubble Space Telescope [36, 56, 228, 164]. With spectral identification, it will be possible to identify those white dwarfs in hard binaries through Doppler shifts in the $H\beta$ line. This approach has promise for detecting a large number of the expected double white dwarf binaries in globular clusters. Photometry has also begun to reveal orbital periods [166, 55, 128] of CVs in globular clusters.

Accretion onto the white dwarf may eventually lead to a dwarf nova outburst. Identifications of globular cluster CVs have been made through such outbursts in the cores of M5 [152], 47 Tuc [173], NGC 6624 [216], M15 [214], and M22 [5, 25]. With the exception of V101 in M5 [152], original searches for dwarf novae performed with ground based telescopes proved unsuccessful. This is primarily due to the fact that crowding obscured potential dwarf novae up to several core radii outside the center of the cluster [211, 213]. Since binaries tend to settle into the core, it is not surprising that none were found significantly outside of the core. Subsequent searches using the improved resolution of the Hubble Space Telescope eventually revealed a few dwarf novae close to the cores of selected globular clusters [210, 212, 216, 214, 5].

A more productive approach has been to look for direct evidence of the accretion around the white dwarf. This can be in the form of excess UV emission and strong $H\alpha$ emission [59, 87, 133, 134, 50] from the accretion disk. This technique has resulted in the discovery of candidate CVs in 47 Tuc [59, 133], M92 [61], NGC 2808 [50], NGC 6397 [36, 56, 228], and NGC 6712 [60]. The accretion disk can also be discerned by very soft X-ray emissions. These low luminosity X-ray binaries are characterized by a luminosity $L_X < 10^{34.5}$ erg/s, which distinguishes them from the low-mass X-ray binaries with $L_X > 10^{36}$ erg/s. Initial explanations of these objects focused on accreting white dwarfs [9], and a significant fraction of them are probably CVs [234, 237]. There have been 10 identified candidate CVs in 6752 [182], 19 in 6440 [183], 2 in ω Cen [75], 5 in Terzan 5 [100], 22 in 47 Tuc [54], 5 in M80 [101], 7 in M54 [193], 2–5 in NGC 288 [136], 4 in M30 [146], 4 in NGC 2808 [209], and 1 in M4 [14]. However, some of the more energetic sources may be LMXBs in quiescence [234], or even candidate QSO sources [14].

The state of the field at this time is one of rapid change as Chandra results come in and optical counterparts are found for the new X-ray sources. A living catalog of CVs has been created by Downes et al. [52] and may be the best source for confirmed CVs in globular clusters.

3.2 Low-mass X-ray binaries

The X-ray luminosities of low-mass X-ray binaries are in the range $L_X \sim 10^{36} - 10^{38}$ erg/s. The upper limit is close to the Eddington limit for accretion onto a neutron star, so these systems must contain an accreting neutron star or black hole. All of the LMXBs in globular clusters contain an accreting neutron star as they also exhibit X-ray bursts, indicating thermonuclear flashes on the surface of the neutron star [124]. Compared with ~ 100 such systems in the galaxy, there are 13 LMXBs known in globular clusters. The globular cluster system contains roughly 0.1% of the mass of the galaxy and roughly 10% of the LMXBs. Thus, LMXBs are substantially over-represented in globular clusters.

Because these systems are so bright in X-rays, the globular cluster population is completely known – we expect no new LMXBs to be discovered in the globular cluster system (unless more multiple sources are resolved from these 13 sources). The 13 sources are in 12 separate clusters. Three have orbital periods greater than a few hours, four ultracompact systems have measured orbital periods less than 1 hour, and six have undetermined orbital periods. The period of X1746-370 in NGC 6441 has recently been measured at $P_{\text{orb}} = 5.16$ h using the Rossi X-ray Timing Explorer (RXTE) [12]. A member of the ultracompact group, 4U 1820-30 (X1820-303) in the

globular cluster NGC 6624, has an orbital period of 11 minutes [225]. This is the shortest known orbital period of any binary and most certainly indicates a degenerate companion. The orbital period, X-ray luminosity, and host globular clusters for these systems are given in Table 1.

The improved resolution of Chandra allows for the possibility of identifying optical counterparts to LMXBs. If an optical counterpart can be found, a number of additional properties and constraints for these objects can be determined through observations in other wavelengths. In particular, the orbital parameters and the nature of the secondary can be determined. So far, optical counterparts have been found for X0512–401 in NGC 1851 [109], X1745–203 in NGC 6440 [235], X1746–370 in NGC 6441 [47], X1830–303 in NGC 6624 [131], X1832–330 in NGC 6652 [48, 99], X1850–087 in NGC 6712 [38, 11, 169], X1745–248 in Terzan 5 [100], and both LMXBs in NGC 7078 [8, 239]. Continued X-ray observations will also further elucidate the nature of these systems [165].

Table 1: Low-mass X-ray binaries in globular clusters: Host clusters and LMXB properties.

LMXB Name	Cluster	L_X ($\times 10^{36}$ erg/s)	P_{orb} (hr)	Ref.
X0512–401	NGC 1851	1.9	< 0.85	[48, 217]
X1724–307 ^a	Terzan 2	4.3	—	[48, 217]
X1730–335	Liller 1	2.2	—	[48, 217]
X1732–304	Terzan 1	0.5	—	[48, 217]
X1745–203	NGC 6440	0.9	—	[48, 217]
X1745–248	Terzan 5	—	—	[48]
X1746–370	NGC 6441	7.6	5.70	[48, 181, 217]
X1747–313	Terzan 6	3.4	12.36	[48, 181, 217]
X1820–303	NGC 6624	40.6	0.19	[48, 181, 217]
X1832–330	NGC 6652	2.2	0.73	[48, 181]
X1850–087	NGC 6712	0.8	0.33	[48, 181, 217]
X2127+119-1	NGC 7078	3.5	17.10	[48, 181, 217]
X2127+119-2	NGC 7078	—	—	[48, 181, 239]

^aSidoli et al. [217] give X1724–304.

The 13 bright LMXBs are thought to be active members of a larger population of lower luminosity quiescent low mass X-ray binaries (qLMXBs) [240]. Early searches performed with ROSAT data (which had a detection limit of 10^{31} erg/s) revealed roughly 30 sources in 19 globular clusters [124]. A more recent census of the ROSAT low luminosity X-ray sources, published by Verbunt [233], lists 26 such sources that are probably related to globular clusters. Recent observations with the improved angular resolution of Chandra have begun to uncover numerous low luminosity X-ray candidates for CVs [88, 89, 99, 110, 100, 101, 54, 55, 75, 182, 183]. For a reasonably complete discussion of recent observations of qLMXBs in globular clusters, see Verbunt and Lewin [234] or Webb and Barret [237] and references therein.

3.3 Millisecond pulsars

The population of known millisecond pulsars (MSPs) is one of the fastest growing populations of relativistic binaries in globular clusters. Several ongoing searches are continuing to reveal millisec-

and pulsars in a number of globular clusters. Previous searches have used deep multifrequency imaging to estimate the population of pulsars in globular clusters [71]. In this approach, the expected number of pulsars beaming toward the earth, N_{puls} , is determined by the total radio luminosity observed when the radio beam width is comparable in diameter to the core of the cluster. If the minimum pulsar luminosity is L_{min} and the total luminosity observed is L_{tot} , then, with simple assumptions on the neutron star luminosity function,

$$N_{\text{puls}} = \frac{L_{\text{tot}}}{L_{\text{min}} \ln(L_{\text{tot}}/L_{\text{min}})}. \quad (12)$$

In their observations of 7 globular clusters, Fruchter and Goss have recovered previously known pulsars in NGC 6440, NGC 6539, NGC 6624, and 47 Tuc [71]. Their estimates based on Equation (12) give evidence of a population of between 60 and 200 previously unknown pulsars in Terzan 5, and about 15 each in Liller 1 and NGC 6544 [71].

Current searches include the following: Arecibo, which is searching over 22 globular clusters [104]; Green Bank Telescope (GBT), which is working alone and in conjunction with Arecibo [123, 104]; the Giant Metrewave Radio Telescope (GMRT), which is searching over about 10 globular clusters [66]; and Parkes, which is searching over 60 globular clusters [40]. Although these searches have been quite successful, they are still subject to certain selection effects such as distance, dispersion measure, and acceleration in compact binaries [28]. For an excellent review of the properties of all pulsars in globular clusters, see the review by Camilo and Rasio [28] and references therein. The properties of known pulsars in binary systems with orbital period less than one day are listed in Table 2, which has been extracted from the online catalog maintained by Freire [64].

With the ongoing searches, it can be reasonably expected that the number of millisecond pulsars in binary systems in globular clusters will continue to grow in the coming years.

3.4 Black holes

There have been very few observations of black hole binaries in globular clusters. Although there have been hints of possible black hole binaries in extragalactic globular cluster systems [6, 49], there are no known black hole binaries in the galactic globular cluster system. All of the globular cluster high luminosity LMXBs exhibit the X-ray variability that is indicative of nuclear burning on the surface of a neutron star. It is possible that some of the recently discovered low luminosity LMXBs may house black holes instead of neutron stars [234], it is more likely that they are simply unusual neutron star LMXBs in quiescence [240]. Finally, there is very circumstantial evidence for the possible existence of an intermediate mass black hole (IMBH) binary in NGC 6752 based upon an analysis of the MSP binary PSR A [34, 35].

Table 2: Short orbital period binary millisecond pulsars in globular clusters. Host clusters and orbital properties. See <http://www.naic.edu/~pfreire/GCpsr.html> for references to each pulsar.

Pulsar	P_{spin} (ms)	Cluster	P_{orb} (days)	e	M_2 (M_{\odot})
J0024-7204I	3.485	47 Tuc	0.229	< 0.0004	0.015
J0023-7203J	2.101	47 Tuc	0.121	< 0.00004	0.024
J0024-7204O	2.643	47 Tuc	0.136	< 0.00016	0.025
J0024-7204P	3.643	47 Tuc	0.147	—	0.02
J0024-7204R	3.480	47 Tuc	0.066	—	0.030
J0024-7203U	4.343	47 Tuc	0.429	0.000015	0.14
J0024-7204V	4.810	47 Tuc	0.227	—	0.34(?)
J0024-7204W	2.352	47 Tuc	0.133	—	0.14
J0024-7204Y	2.196	47 Tuc	0.522	—	0.16
J1518+0204C	2.484	M5	0.087	—	0.038
J1641+3627D	3.118	M13	0.591	—	0.18
J1641+3627E	2.487	M13	0.118	—	0.02
J1701-3006B	3.594	M62	0.145	< 0.00007	0.14
J1701-3006C	3.806	M62	0.215	< 0.00006	0.08
J1701-3006E	3.234	M62	0.16	—	0.035
J1701-3006F	2.295	M62	0.20	—	0.02
B1718-19	1004.03	NGC 6342	0.258	< 0.005	0.13
J1748-2446A	11.563	Terzan 5	0.076	—	0.10
J1748-2446M	3.569	Terzan 5	0.443	—	0.16
J1748-2446N	8.667	Terzan 5	0.386	0.000045	0.56
J1748-2446O	1.677	Terzan 5	0.259	—	0.04
J1748-2446P	1.729	Terzan 5	0.363	—	0.44
J1748-2446V	2.073	Terzan 5	0.504	—	0.14
J1748-2446ae	3.659	Terzan 5	0.171	—	0.019
J1748-2021D	13.496	NGC6440	0.286	—	0.14
J1807-2459A	3.059	NGC 6544	0.071	—	0.010
J1824-2452G	5.909	M28	0.105	—	0.011
J1824-2452H	4.629	M28	0.435	—	0.2
J1824-2452J	4.039	M28	0.097	—	0.015
J1905+0154A	3.193	NGC6749	0.813	—	0.09
J1911-5958A	3.266	NGC 6752	0.837	< 0.00001	0.22
J1911+0102A	3.619	NGC 6760	0.141	< 0.00013	0.02
J1953+1846A	4.888	M71	0.177	—	0.032
B2127+11C	30.529	M 15	0.335	0.681	1.13
J2140-2310A	11.019	M30	0.174	< 0.00012	0.11

4 Relativistic Binaries

Relativistic binaries are binary systems with at least one degenerate or collapsed object and an orbital period such that they will be brought into contact within a Hubble time. (Note that this definition also includes binaries which are already in contact.) Outside of dense stellar clusters, most relativistic binary systems arise from primordial binary systems whose evolution drives them to tight, ultracompact orbits. The dynamical processes in globular clusters can drive wide binary systems toward short orbital periods and can also insert degenerate or collapsed stars into relativistic orbits with other stars. Before addressing specific evolutionary scenarios, we will present the generic features of binary evolution that lead to the formation of relativistic binaries.

4.1 Binary evolution

The evolution of a binary system of two main-sequence (MS) stars can significantly affect the evolution of both component stars if the orbital separation is sufficiently small. If the orbital period is less than about 10 days, tidal interactions will have circularized the orbit during the pre- and early main-sequence phase [84, 244, 245]. Both stars start in the main sequence with the mass of the primary M_p and the mass of the secondary M_s , defined such that $M_p \geq M_s$. The binary system is described by the orbital separation a , and the mass ratio of the components $q \equiv M_s/M_p$. The gravitational potential of the binary system is described by the Roche model where each star dominates the gravitational potential inside regions called Roche lobes. The two Roche lobes meet at the inner Lagrange point along the line joining the two stars. Figure 6 shows equipotential surfaces in the orbital plane for a binary with $q = 0.4$. If either star fills its Roche lobe, matter will stream from the Roche lobe filling star through the inner Lagrange point to the other star in a process known as Roche lobe overflow (RLOF). This mass transfer affects both the evolution of the components of the binary as well as the binary properties such as orbital period and eccentricity.

Roche lobe overflow can be triggered by the evolution of the binary properties or by evolution of the component stars. On the one hand, the orbital separation of the binary can change so that the Roche lobe can shrink to within the surface of one of the stars. On the other hand, stellar evolution may eventually cause one of the stars to expand to fill its Roche lobe. When both stars in the binary are main-sequence stars, the latter process is more common. Since the more massive star will evolve first, it will be the first to expand and fill its Roche lobe. At this stage, the mass exchange can be conservative (no mass is lost from the binary) or non-conservative (mass is lost). Depending on the details of the mass exchange and the evolutionary stage of the mass-losing star there are several outcomes that will lead to the formation of a relativistic binary. The primary star can lose its envelope, revealing its degenerate core as either a helium, carbon-oxygen, or oxygen-neon white dwarf; it can explode as a supernova, leaving behind a neutron star or a black hole; or it can simply lose mass to the secondary so that they change roles. Barring disruption of the binary, its evolution will then continue. In most outcomes, the secondary is now the more massive of the two stars and it may evolve off the main sequence to fill its Roche lobe. The secondary can then initiate mass transfer or mass loss with the result that the secondary also can become a white dwarf, neutron star, or black hole.

The relativistic binaries that result from this process fall into a number of observable categories. A WD–MS or WD–WD binary may eventually become a cataclysmic variable once the white dwarf begins to accrete material from its companion. If the companion is a main-sequence star, RLOF can be triggered by the evolution of the companion. If the companion is another white dwarf, then RLOF is triggered by the gradual shrinking of the orbit through the emission of gravitational radiation. Some WD–WD cataclysmic variables are also known as AM CVn stars. If the total mass of the WD–WD binary is above the Chandrasekhar mass, the system may be a progenitor to a type I supernova.

The orbit of a NS–MS or NS–WD binary will shrink due to the emission of gravitational radiation. At the onset of RLOF, the binary will become either a low-mass X-ray binary (if the donor star is a white dwarf or main sequence star with $M \leq 2 M_{\odot}$), or a high-mass X-ray binary (if the donor is a more massive main-sequence star). These objects may further evolve to become millisecond pulsars if the neutron star is spun up during the X-ray binary phase [46, 198]. A NS–NS binary will remain virtually invisible unless one of the neutron stars is observable as a pulsar. A BH–MS or BH–WD binary may also become a low- or high-mass X-ray binary. If the neutron star is observable as a pulsar, a BH–NS binary will appear as a binary pulsar. BH–BH binaries will be invisible unless they accrete matter from the interstellar medium. A comprehensive table of close binary types that can be observed in electromagnetic radiation can be found in Hilditch [105].

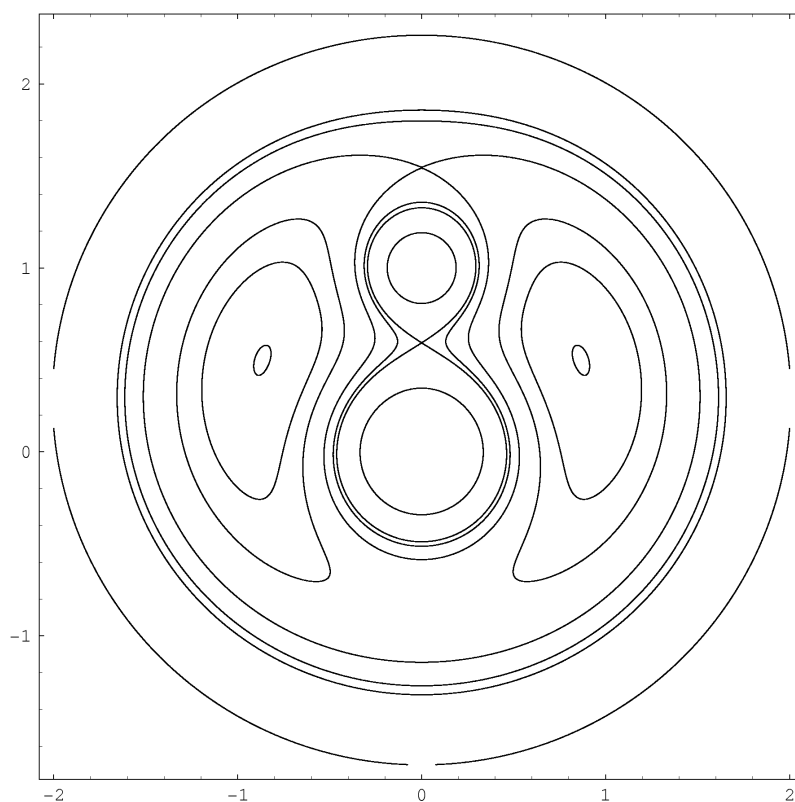


Figure 6: Cross section of equipotential surfaces in the orbital plane of a binary with $q = 0.4$. The values of the potential surfaces are 5.0, 3.9075, 3.8, 3.559, 3.2, 3.0, and 2.8. The units have been normalized to the orbital separation, so $a = 1$.

The type of binary that emerges depends upon the orbital separation and the masses of the component stars. During the evolution of a $10 M_{\odot}$ star, the radius will slowly increase by a factor of about two as the star progresses from zero age main sequence to terminal age main sequence. The radius will then increase by about another factor of 50 as the star transitions to the red giant phase, and an additional factor of 10 during the transition to the red supergiant phase. These last two increases in size occur very quickly compared with the slow increase during the main-sequence evolution. Depending upon the orbital separation, the onset of RLOF can occur any time during the evolution of the star. Mass transfer can be divided into three cases related to the timing of the onset of RLOF:

Case A: If the orbital separation is small enough (usually a few days), the star can fill its Roche lobe during its slow expansion through the main-sequence phase while still burning hydrogen in its core.

Case B: If the orbital period is less than about 100 days, but longer than a few days, the star will fill its Roche lobe during the rapid expansion to a red giant with a helium core. If the helium core ignites during this phase and the transfer is interrupted, the mass transfer is case BB.

Case C: If the orbital period is above 100 days, the star can evolve to the red supergiant phase before it fills its Roche lobe. In this case, the star may have a CO or ONe core.

The typical evolution of the radius for a low metallicity star is shown in Figure 7. Case A mass transfer occurs during the slow growth, Case B during the first rapid expansion, and Case C during the final expansion phase. The nature of the remnant depends upon the state of the primary during the onset of RLOF and the orbital properties of the resultant binary depend upon the details of the mass transfer.

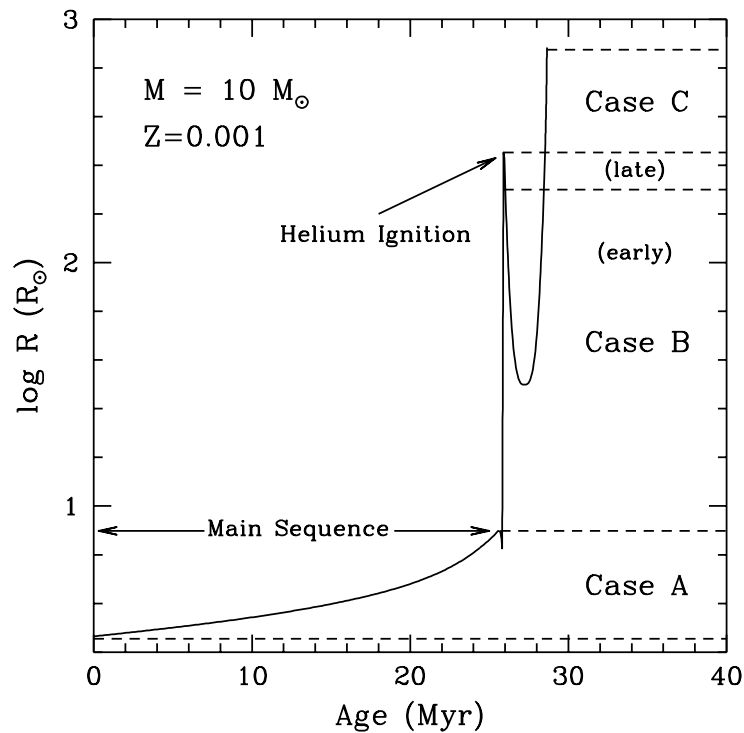


Figure 7: Evolution of the radius for a $10 M_{\odot}$ star with $Z = 0.001$. Figure taken from Pfahl et al. [177].

4.2 Mass transfer

Although there are still many unanswered theoretical questions about the nature of the mass transfer phase, the basic properties of the evolution of a binary due to mass transfer can easily be described. The rate at which a star can adjust to changes in its mass is governed by three time scales. The dynamical time scale results from the adiabatic response of the star to restore

hydrostatic equilibrium, and can be approximated by the free fall time across the radius of the star,

$$t_{\text{dyn}} \simeq \left(\frac{2R^3}{GM} \right)^{1/2} \sim 40 \left[\left(\frac{R}{R_{\odot}} \right)^3 \frac{M_{\odot}}{M} \right]^{1/2} \text{min}, \quad (13)$$

where M and R are the mass and radius of the star. The thermal equilibrium of the star is restored over a longer period given by the thermal time scale

$$t_{\text{th}} \simeq \frac{GM^2}{RL} \sim 3 \times 10^7 \left(\frac{M}{M_{\odot}} \right)^2 \frac{R_{\odot}}{R} \frac{L_{\odot}}{L} \text{yr}, \quad (14)$$

where L is the luminosity of the star. Finally, the main-sequence lifetime of the star itself provides a third time scale, which is also known as the nuclear time scale:

$$t_{\text{nuc}} \sim 7 \times 10^9 \frac{M}{M_{\odot}} \frac{L_{\odot}}{L} \text{yr}. \quad (15)$$

The rate of mass transfer/loss from the Roche lobe filling star is governed by how the star's radius changes in response to changes in its mass. Hjellming and Webbink [108] describe these changes and the response of the Roche lobe to mass changes in the binary using the radius-mass exponents, $\zeta \equiv d \ln R / d \ln M$, for each of the three processes described in Equations (13, 14, 15) and defining

$$\zeta_{\text{L}} = (1 + q) \frac{d \ln R_{\text{L}}}{d \ln q} \quad (16)$$

for the Roche lobe radius-mass exponent. If $\zeta_{\text{L}} > \zeta_{\text{dyn}}$, the star cannot adjust to the Roche lobe, then the mass transfer takes place on a dynamical time scale and is limited only by the rate at which material can stream through the inner Lagrange point. If $\zeta_{\text{dyn}} > \zeta_{\text{L}} > \zeta_{\text{th}}$, then the mass transfer rate is governed by the slow expansion of the star as it relaxes toward thermal equilibrium, and it occurs on a thermal time scale. If both ζ_{dyn} and ζ_{th} are greater than ζ_{L} , then the mass loss is driven either by stellar evolution processes or by the gradual shrinkage of the orbit due to the emission of gravitational radiation. The time scale for both of these processes is comparable to the nuclear time scale. A good analysis of mass transfer in cataclysmic variables can be found in King et al. [130].

Conservative mass transfer occurs when there is no mass loss from the system. During conservative mass transfer, the orbital elements of the binary can change. Consider a system with total mass $M = M_1 + M_2$ and semi-major axis a . The total orbital angular momentum

$$J = \left[\frac{GM_1^2 M_2^2 a}{M} \right]^{1/2} \quad (17)$$

is a constant, and we can write $a \propto (M_1 M_2)^{-2}$. Using Kepler's third law and denoting the initial values by a subscript i , we find:

$$\frac{P}{P_i} = \left[\frac{M_{1i} M_{2i}}{M_1 M_2} \right]^3. \quad (18)$$

Differentiating Equation (18) and noting that conservative mass transfer requires $\dot{M}_1 = -\dot{M}_2$ gives:

$$\frac{\dot{P}}{P} = \frac{3\dot{M}_1 (M_1 - M_2)}{M_1 M_2}. \quad (19)$$

Note that if the more massive star loses mass, then the orbital period decreases and the orbit shrinks. If the less massive star is the donor, then the orbit expands. Usually, the initial phase of

RLOF takes place as the more massive star evolves. As a consequence, the orbit of the binary will shrink, driving the binary to a more compact orbit.

In non-conservative mass transfer, both mass and angular momentum can be removed from the system. There are two basic non-conservative processes which are important to the formation of relativistic binaries – the common-envelope process and the supernova explosion of one component of the binary. The result of the first process is often a short-period, circularized binary containing a white dwarf. Although the most common outcome of the second process is the disruption of the binary, occasionally this process will result in an eccentric binary containing a neutron star.

Common envelope scenarios result when one component of the binary expands so rapidly that the mass transfer is unstable and the companion becomes engulfed by the donor star. The companion then ejects the envelope of the donor star. The energy required to eject the envelope comes from the orbital energy of the binary and thus the orbit shrinks. The efficiency of this process determines the final orbital period after the common envelope phase. This is described by the efficiency parameter

$$\alpha_{\text{CE}} = \frac{\Delta E_{\text{bind}}}{\Delta E_{\text{orb}}}, \quad (20)$$

where ΔE_{bind} is the binding energy of the mass stripped from the envelope and ΔE_{orb} is the change in the orbital energy of the binary. The result of the process is the exposed degenerate core of the donor star in a tight, circular orbit with the companion. This process can result in a double degenerate binary if the process is repeated twice or if the companion has already evolved to a white dwarf through some other process. A brief description of the process is outlined by Webbink [238], and a discussion of the factors involved in determining α_{CE} is presented in Sandquist et al. [206].

The effect on a binary of mass loss due to a supernova can be quite drastic. Following Padmanabhan [172], this process is outlined using the example of a binary in a circular orbit with radius a . Let v be the velocity of one component of the binary relative to the other component. The initial energy of the binary is given by

$$E = \frac{1}{2} \left(\frac{M_1 M_2}{M_1 + M_2} \right) v^2 - \frac{GM_1 M_2}{a} = -\frac{GM_1 M_2}{2a}. \quad (21)$$

Following the supernova explosion of M_1 , the expanding mass shell will quickly cross the orbit of M_2 , decreasing the gravitational force acting on the secondary. The new energy of the binary is then

$$E' = \frac{1}{2} \frac{M_{\text{NS}} M_2}{M_{\text{NS}} + M_2} v^2 - \frac{GM_{\text{NS}} M_2}{a}, \quad (22)$$

where M_{NS} is the mass of the remnant neutron star. We have assumed here that the passage of the mass shell by the secondary has negligible effect on its velocity (a safe assumption, see Pfahl et al. [177] for a discussion), and that the primary has received no kick from the supernova (not necessarily a safe assumption, but see Davies and Hansen [46] or Pfahl et al. [178] for an application to globular cluster binaries). Since we have assumed that the instantaneous velocities of both components have not been affected, we can replace them by $v^2 = G(M_1 + M_2)/a$, and so

$$E' = \frac{GM_{\text{NS}} M_2}{2a} \left(\frac{M_1 + M_2}{M_{\text{NS}} + M_2} - 2 \right). \quad (23)$$

Note that the final energy will be positive and the binary will be disrupted if $M_{\text{NS}} < (1/2)(M_1 + M_2)$. This condition occurs when the mass ejected from the system is greater than half of the initial total mass,

$$\Delta M > \frac{1}{2} (M_1 + M_2), \quad (24)$$

where $\Delta M = M_1 - M_{\text{NS}}$. If the binary is not disrupted, the new orbit becomes eccentric and expands to a new semi-major axis given by

$$a' = a \left(\frac{M_1 + M_2 - \Delta M}{M_1 + M_2 - 2\Delta M} \right), \quad (25)$$

and orbital period

$$P' = P \left(\frac{a'}{a} \right)^{3/2} \left(\frac{2a' - a}{a'} \right)^{1/2}. \quad (26)$$

We have seen that conservative mass transfer can result in a tighter binary if the more massive star is the donor. Non-conservative mass transfer can also drive the components of a binary together during a common envelope phase when mass and angular momentum are lost from the system. Direct mass loss through a supernova explosion can also alter the properties of a binary, but this process generally drives the system toward larger orbital separation and can disrupt the binary entirely. With this exception, the important result of all of these processes is the generation of tight binaries with at least one degenerate object.

The processes discussed so far apply to the generation of relativistic binaries anywhere. They occur whenever the orbital separation of a progenitor binary is sufficiently small to allow for mass transfer or common envelope evolution. Population distributions for relativistic binaries are derived from an initial mass function, a distribution in mass ratios, and a distribution in binary separations. These initial distributions are then fed into models for binary evolution such as StarTrack [18] or SeBa [191, 168] in order to determine rates of production of relativistic binaries. The evolution of the binary is often determined by the application of some simple operational formulae such as those described by Tout et al. [229] or Hurley et al. [111]. For example, Hills, Bender, and Webbink [107] estimated a population of close white dwarf binaries in the disk of the galaxy using a Salpeter mass function, a mass ratio distribution strongly peaked at 1, and a separation distribution that was flat in $\ln(a)$. Other estimates of relativistic binaries differ mostly by using different distributions [17, 119, 168, 167].

4.3 Globular cluster processes

When the above evolutionary scenarios are played out in the environment of a globular cluster, additional mechanisms arise that enhance the production of relativistic binaries. New binary systems can be formed by dynamical interaction among three or more single stars or through tidal capture, and the period distribution and binary components of existing binary systems can be altered by interactions with other stars in the cluster. We will discuss here the broad features of these interactions and how they affect the evolution of binary systems toward relativistic binaries.

The formation of binaries during the dynamical evolution of globular clusters can occur either through tidal capture or through N -body interactions. Tidal capture occurs when an encounter between two stars is close enough that significant tides are raised on each. The tides excite non-radial oscillations in the stars. If the energy absorbed in these oscillations is great enough to leave the two stars with negative total energy, then the system will form a binary. This process was originally thought to be the dominant channel through which binaries were formed in globular clusters [24, 58]. It is now thought to be quite rare, as detailed calculations have shown that the final result is more likely to be coalescence of the two stars [10, 116, 198]. Although N -body interactions are less likely to occur than tidally significant two-body interactions, they are now thought to be the dominant channel for the formation of binaries during the evolution of a globular cluster. This process, however, is not likely to produce more than a few binaries during the lifetime of a cluster [24, 172].

Observations of present binary fractions in globular clusters combined with evolutionary and dynamical simulations indicate initial binary fractions as large as 100% are not unreasonable [120].

The existence of such a population of primordial binaries provides a much more efficient channel for the transformation of the initial distribution in component masses and orbital periods towards higher mass components and shorter orbital periods. This process follows from the interaction of primordial binaries with single stars and other binaries. Three results of the interaction are possible: complete disruption of the binary, an exchange of energy between the binary and the field star, or a replacement of one of the binary components by the field star. When a binary interacts with either a field star or with another binary, the energy of the interaction is shared among all stars in the interaction. The result is that the lowest mass object in the interaction will receive the largest velocity and be more likely to escape the interaction. In general, these interactions are quite complex, and must be studied numerically. A typical exchange interaction between a binary and a field star is shown in Figure 8.

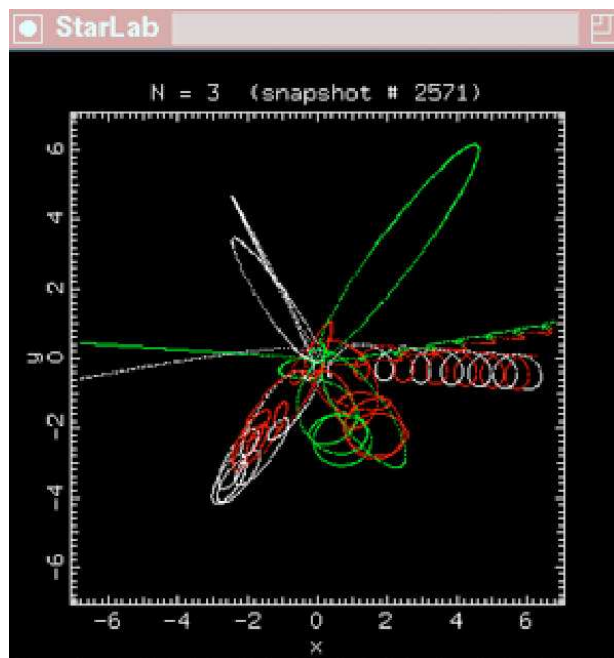


Figure 8: Example of a binary-field star exchange interaction. The binary comes in from the right (red-white), while the field star (green) enters from the left. After a complicated interaction, the white star is ejected and the newly formed red-green binary is in a more tightly bound orbit. Figure taken from McMillan [154].

If the initial binding energy of the binary is large, the result of these interactions is to shrink the orbit of the new binary as the gravitational energy of the binary is used to bring the field star up to the speeds of the binary components. However, if the binding energy is low, the field star contributes energy to the components of the binary, thereby widening the orbit. This is an example of “Heggie’s Law” [96], which can be summarized as *hard binaries get harder and soft binaries get softer*. For roughly equal mass stars, a binary is considered “hard” if its binding energy is greater than the average kinetic energy of a field star in the cluster and “soft” if its binding energy is less. For unequal mass encounters, Hills [106] has shown that the ratio of the orbital speeds of the binary components to the speed of the impactor is a better indicator of whether the binding energy will increase or decrease.

The average kinetic energy of a field star in the cluster is sometimes related to an effective temperature of the cluster [96, 155, 189] so that $\langle mv^2 \rangle = 3kT$. Numerical studies of the outcome

of hard binary interactions indicate that the binding energy of the binary will increase by about 20% with each encounter [117, 189]. Since the encounter rate is proportional to the semi-major axis (or $1/E$) and the energy increase per encounter is proportional to E , the rate of hardening per relaxation time is independent of the energy and is $\langle \Delta E_{\text{bind}} \rangle \sim -0.6 kT/t_{\text{relax}}$ [24]. A common feature of numerical studies of hard binary interactions is the preferential exchange of high-mass stars and stellar remnants with the least massive member of the binary [219]. Thus, the dynamical interactions in a globular cluster drive the initial orbital period distribution toward shorter periods by hardening the short period binaries while disrupting the softer binaries. Through exchange interactions, the mass distribution of the binary components is also driven toward higher mass stars, which further enhances the number of mass-transferring systems that can evolve to become relativistic binaries. A very useful numerical simulation of multiple star interactions is Fewbody [62].

Because stellar remnants can also be exchanged into hard binaries, globular cluster evolution opens up a new channel for the formation of relativistic binaries by introducing evolved components into binary systems that have not yet undergone a mass transfer phase. A particularly promising channel involves the exchange of a neutron star into a binary with a main-sequence star. The binary then undergoes case B or case C mass transfer with a common envelope phase, resulting in a NS–WD binary [198]. Podsiadlowski et al. describe a similar process without requiring the common envelope phase [181]. Similar interactions can occur to produce WD–WD binaries if a massive CO or ONe white dwarf is exchanged into a hard binary. A collaboration of various groups working in stellar dynamics maintains a webpage that provides a number of useful computational tools for comparing how dynamical interactions can affect different binary evolution codes [151].

Black hole binaries can also form as a result of exchange interactions, but the process is different because black hole progenitors will evolve so quickly in relation to the relaxation time of most globular clusters [141, 218]. One scenario that generates black hole binaries in globular clusters is described by Portegies Zwart and McMillan [189]. Stellar mass black holes of mass $M \sim 10 M_{\odot}$ will be born early in the life of a globular cluster and, through mass segregation, they will quickly sink to the core. Once in the core, these black holes will be so much more massive than the field stars that they will effectively form their own cluster and interact solely with themselves. Single black holes will form binaries with other black holes through three-body encounters; any black holes which are in binaries with other stars will team up with another black hole through exchange encounters. This population of black holes and black hole binaries will then evolve separately from the rest of the cluster as no other stars will be massive enough to affect its dynamics.

Current intermediate mass black hole (IMBH) formation scenarios that involve globular clusters can also affect the dynamics of the globular cluster evolution, and therefore, can affect the evolution of binaries within the cluster. In the two most common scenarios, an IMBH is either formed early in the life of the globular cluster through runaway mergers of massive stars [185, 70, 91] or it is formed through the gradual accumulation of black holes throughout the lifetime of the globular cluster [159]. The existence of an IMBH in a globular cluster can also alter its density profile, and this can have an affect on the rest of the dynamics of the cluster [16].

We have seen how the dynamics of globular clusters can enhance the population of progenitors to relativistic binaries, making the standard channels of mass-transfer more likely to occur. In addition, globular cluster dynamics can open up new channels for the formation of relativistic binaries by inserting evolved, stellar remnants such as neutron stars or white dwarfs into binary systems and by shrinking the orbits of binary systems to enhance the likelihood of mass exchange. Finally, binary-single star encounters can simply create relativistic binaries by inserting two evolved objects into a binary and then shrinking the orbit to ultracompact periods. We next discuss the probable rates for the formation of such systems and the dynamical simulations that are used to synthesize globular cluster populations of relativistic binaries.

5 Dynamical Evolution

Simulations of the populations of relativistic binaries in globular clusters rely on the interplay between the evolution of individual stars in the progenitor systems and the evolution of globular clusters. The evolution of stars in the progenitor systems has been discussed in the previous Section 4 and we now turn to techniques for simulating the evolution of globular clusters.

The evolution of a globular cluster is dominated by the gravitational interaction between the component stars in the cluster. The overall structure of the cluster as well as the dynamics of most of the stars in the cluster are determined by simple N -body gravitational dynamics. However, the evolutionary time scales of stellar evolution are comparable to the relaxation time and core collapse time of the cluster. Consequently, stellar evolution affects the masses of the component stars of the cluster, which affects the dynamical state of the cluster. Thus, the dynamical evolution of the cluster is coupled to the evolutionary state of the stars. Also, as we have seen in the previous section, stellar evolution governs the state of the binary evolution and binaries may provide a means of support against core collapse. Thus, the details of binary evolution as coupled with stellar evolution must also be incorporated into any realistic model of the dynamical evolution of globular clusters. To close the loop, the dynamical evolution of the globular cluster affects the distribution and population of the binary systems in the cluster. In our case, we are interested in the end products of binary evolution, which are tied both to stellar evolution and to the dynamical evolution of the globular cluster. To synthesize the population of relativistic binaries, we need to look at the dynamical evolution of the globular cluster as well as the evolution of the binaries in the cluster. MODEST (MOdeling DEense STellar systems), a collaboration of various groups working stellar dynamics, maintains a website that provides the latest information about efforts to combine simulations of both the dynamical evolution of N -body systems and stellar evolution [151].

General approaches to this problem involve solving the N -body problem for the component stars in the cluster and introducing binary and stellar evolution when appropriate to modify the N -body evolution. There are two fundamental approaches to tackling this problem – direct integration of the equations of motion for all N bodies in the system and large- N techniques, such as Fokker–Planck approximations coupled with Monte Carlo treatments of binaries (see Heggie et al. [97] for a comparison of these techniques). For a recent review of progress in implementing these techniques, see the summary of the MODEST-2 meeting [220]. In the next two Sections 5.1 and 5.2, we discuss the basics of each approach and their successes and shortfalls. We conclude in Section 5.3 with a discussion of the recent relativistic binary population syntheses generated by dynamical simulations.

5.1 N -body

The N -body approach to modeling globular cluster dynamics involves direct calculations of the gravitational interactions between all N bodies in the simulation. In principle this is a very straightforward approach. The positions of the N objects in the cluster are determined by direct integration of the $3N$ equations of motion:

$$\ddot{\mathbf{r}}_i = - \sum_{j \neq i} \frac{GM_j(\mathbf{r}_i - \mathbf{r}_j)}{|\mathbf{r}_j - \mathbf{r}_i|^3}. \quad (27)$$

When the positions indicate that objects are sufficiently close to each other, then the interaction is modeled to determine the outcome. In order to achieve realistic simulations with tidal interactions, possible mass transfer, and a mass spectrum of bodies, detailed stellar evolution and stellar collision models must be included and calculated.

The two main codes for performing N -body simulations are Kira and NBODYx. The Kira integrator is part of the Starlab environment which also includes stellar evolution codes and other

modules for doing N -body simulations [118]. The NBODYx codes have been developed and improved by Aarseth since the early 1960's. He has two excellent summaries of the general properties and development of the NBODYx codes [1, 2]. For further details, see Aarseth's book on N -body simulations [3]. A good summary of general N -body applications can also be found at the NEMO website [230]. NBODY6++ is a parallelization of the NBODY6 code for use on large computer clusters [223], and a parallel version of Kira is under development [151]. Most large N -body calculations are done with a special purpose computer called the GRAPE (GRAvity PipE) invented by Makino [150]. The most recent incarnation of the GRAPE is the GRAPE 6, which has a theoretical peak speed of 100 Tflops [232]. There is also a PCI card version (GRAPE-6A) which is designed for use in PC clusters [72]. The GRAPE calculates the accelerations and jerks for the interaction between each star in the cluster. The next generation GRAPE-DR, which could reach ~ 1 Pflops, should be operational in about three years.

The main advantage of N -body simulations is the small number of simplifying assumptions which must be made concerning the dynamical interactions within the cluster. The specific stars and trajectories involved in any interactions during the simulation are known. Therefore, the details for those specific interactions can be calculated during the simulation. Within the limits of the numerical errors that accumulate during the calculation [85], one can have great confidence in the results of N -body simulations.

Obviously, one of the main computational difficulties is simply the CPU cost necessary to integrate the equations of motion for N bodies. This scales roughly as N^3 [98]. The other computational difficulty of the direct N -body method is the wide range of precision required [115, 98]. Consider the range of distances, from the size of neutron stars (~ 10 km) to the size of the globular cluster (~ 50 pc $\sim 10^{15}$ km), spanning 14 orders of magnitude. If the intent of the calculations is to determine the frequency of interactions with neutron stars, we have to know the relative position of every star to within 1 part in 10^{14} . The range of time scales is worse yet. Considering that the time for a close passage of two neutron stars is on the order of milliseconds and that the age of a globular cluster is 10^{10} yr $\sim 10^{20}$ ms, we find that the time scales span 20 orders of magnitude. These computational requirements coupled with hardware limitations mean that the number of bodies which can be included in a reasonable simulation is no more than $\sim 10^5$. This is about an order of magnitude less than the number of stars in a typical globular cluster.

Although one has great confidence in the results of an N -body simulation, these simulations are generally for systems that are smaller than globular clusters. Consequently, applications of N -body simulations to globular cluster dynamics involve scaling lower N simulations up to the globular cluster regime. Although many processes scale with N , they do so in different ways. Thus, one scales the results of an N -body simulation based upon the assumption of a dominant process. However, one can never be certain that the extrapolation is smooth and that there are no critical points in the scaling with N . One can also scale other quantities in the model, so that the quantity of interest is correctly scaled [187]. An understanding of the nature of the scaling is crucial to understanding the applicability of N -body simulations to globular cluster dynamics (see Baumgardt [15] for an example). The scaling problem is one of the fundamental shortcomings of the N -body approach.

5.2 Fokker–Planck

The computational limitations of N -body simulations can be sidestepped by describing the system in terms of distribution functions $f_m(\mathbf{x}, \mathbf{v}, t)$ with the number of stars of mass m at time t in the range $(\mathbf{x}, \mathbf{x} + d^3x)$ and $(\mathbf{v}, \mathbf{v} + d^3v)$ given by $dN = f_m d^3x d^3v$. This description requires that either the phase-space element $d^3x d^3v$ be small enough to be infinitesimal yet large enough to be statistically meaningful, or that f_m be interpreted as the probability distribution for finding a star of mass m at a location in phase space. The evolution of the cluster is then described by the

evolution of f_m . The gravitational interaction is provided by a smoothed gravitational potential ϕ , which is determined by

$$\nabla^2\phi = 4\pi \sum_i \left[m_i \int f_{m_i}(\mathbf{x}, \mathbf{v}, t) d^3\mathbf{v} \right]. \quad (28)$$

The effect of gravitational interactions is modeled by a collision term $\Gamma[f]$ (see [24, 172] for specific descriptions of Γ). The dynamics of the globular cluster are then governed by the Fokker–Planck equation:

$$\frac{\partial f}{\partial t} + \mathbf{v} \cdot \nabla f - \nabla\phi \cdot \frac{\partial f}{\partial \mathbf{v}} = \Gamma[f]. \quad (29)$$

In the Fokker–Planck approach, the mass spectrum of stars is binned, with a separate f_m for each bin. Increasing the resolution of the mass spectrum requires increasing the number of distribution functions and thus increasing the complexity of the problem. Consequently, Fokker–Planck codes can handle at most a few dozen different f_m . The inclusion of additional physical variables such as binaries adds sufficient further complexity that the codes are taxed beyond their capacity. Methods for numerically solving the Fokker–Planck equation use either an orbit-averaged form of Equation (29) [33], or a Monte Carlo approach [69, 77, 78, 126, 63].

The two time scales involved in the evolution of f_m are t_{cross} (which governs changes in position) and t_{relax} (which governs changes in energy). The orbit-averaged form of Equation (29) derives from the realization that changes in position are essentially periodic with orbital period $T \sim t_{\text{cross}} \ll t_{\text{relax}}$. Thus, one can average over the rapid changes in position and retain the slow changes in the phase space coordinates that occur over relaxation times. Given suitable assumptions on the symmetry of the potential and the velocity distribution, when one does this, the Fokker–Planck equation is reduced to an equation involving the energy and the magnitude of the angular momentum. The orbit-averaged solutions of the Fokker–Planck equation cannot easily handle the effect of binaries and the binary interactions that occur during the evolution of a globular cluster [73]. These effects are usually inserted by hand using statistical methods. The advantages of the orbit-averaged approach are that one can generalize it to handle anisotropy in velocity, thus allowing study of the effects of the galactic gravitational field and tidal stripping. One can also include the rotation of the cluster [129].

The more recent Monte Carlo simulations [77, 126, 69] do not actually deal with the distribution functions, but rather treat the cluster as a collection of particles that represent a spherical shell of similar stars. Based on the pioneering work of Hénon [103, 102], they are able to represent an arbitrary number of species and can follow binary evolution and other effects. The underlying treatment of relaxation throughout the simulation is done in the Fokker–Planck approximation, but the interactions and evolution of the stars are handled on a particle by particle basis. Consequently, these codes are significantly more robust in their ability to handle realistic populations of stars. A nearly continuous mass spectrum can be used, and stellar evolution and binarity can be included with relative ease. In addition, both stellar collisions and large-angle scatterings can also be tracked. The primary disadvantages of these Monte Carlo codes are that they require spherical symmetry and that they suffer from statistical noise despite the large number of particles being tracked. For an excellent overview of the implementations and history of the Monte Carlo methods based on Hénon’s work, see Marc Freitag’s link on the Working Group 3 page at the MODEST website [151].

Another approach to solving the Fokker–Planck equation makes use of the analogy between a globular cluster and a self-gravitating gaseous sphere [145, 80]. The most effective use of the gaseous models are in a hybrid code that treats the single stars in a gaseous model while treating the relaxation of binary, three-, and four-body interactions using a Monte Carlo code [81, 82]. This approach shows promise for its flexibility in adding new physics.

5.3 Population syntheses

Over the last ten years, there have been several works addressing binary populations in globular clusters [19, 22, 45, 43, 44, 46, 82, 112, 120, 160, 177, 184, 189, 196, 198, 208, 215, 219, 227]. These have been derived from both dynamical simulations and static models. Although the motivations have been varied, it is often possible to extract information about the resulting populations of relativistic binaries. Despite the differing models and population synthesis techniques, the predicted populations are in rough agreement. Here, we summarize the different techniques and their predictions for relativistic binaries in globular clusters.

5.3.1 N -body simulations

Although N -body simulations have the potential to provide the most detailed population syntheses of relativistic binaries in globular clusters, there are very few actual populations described in the literature. Most of the current work that treats binaries in a consistent and detailed way is limited to open clusters [190, 113, 112, 139, 149] and is focused on a particular outcome of the binary population, such as blue stragglers [113], brown dwarfs [139], initial binary distributions [140], or white dwarf CMD sequences [112]. Portegies Zwart et al. focus on photometric observations of open clusters [190] and on spectroscopy [186]. In their comparison of N -body and Fokker–Planck simulations of the evolution of globular clusters, Takahashi and Portegies Zwart [227] followed the evolution of $N = 1$ K, 16 K, and 32 K systems with initial mass functions given by Equation (9) and initial density profiles set up from King models. Although they allowed for realistic stellar binary evolution in their comparisons, their focus was on the structural evolution of globular clusters. Consequently there is no binary population provided. Other N -body simulations suffer from this same problem [188]. On the other hand, recent work by Shara and Hurley has focused specifically on white dwarf binary populations in globular clusters and has produced a detailed table of close white dwarf binaries that were generated in their simulation [215].

It is possible to generate a population distribution for black hole binaries in globular clusters using the N -body simulations of Portegies Zwart and McMillan [189] that were intended to describe the population of black hole binaries that were *ejected* from globular clusters. Their scenario for black hole binary ejection describes a population of massive stars that evolves into black holes. The black holes then rapidly segregate to the core and begin to form binaries. As the black holes are significantly more massive than the other stars, they effectively form a separate sub-system, which interacts solely with itself. The black holes form binaries and then harden through binary-single black hole interactions that occasionally eject either the binary, the single black hole, or both.

They simulated this scenario using $N = 2048$ and $N = 4096$ systems with 1% massive stars. The results of their simulations roughly confirm a theoretical argument based on the recoil velocity that a binary receives during an interaction. Noting that each encounter increases the binding energy by about 20% and that roughly 1/3 of this energy goes into binary recoil, the minimum binding energy $E_{b\min}$ of an ejected black hole binary is

$$E_{b\min} \sim 36W_0 \frac{M_{\text{bh}}}{\langle M \rangle} kT, \quad (30)$$

where $\langle M \rangle$ is the average mass of a globular cluster star and $W_0 = \langle M \rangle |\phi_0| / kT$ is the dimensionless central potential. After most binaries are ejected, $\langle M \rangle \sim 0.4 M_\odot$. After a few gigayears, nearly all of the black holes were ejected.

At the end of this phase of black hole binary ejection, there is a 50% chance that a binary remains in the cluster with no other black hole to eject it. Thus, there should be a stellar mass black hole binary remaining in about half of the galactic globular clusters. The maximum binding energy of the remaining black hole binary is $E_{b\min}$ and is also given by Equation (30). We can

then approximate the distribution in energies of the remaining black hole binaries as being flat in $\log(E_b)$. The eccentricities of this population will follow a thermal distribution with $P(e) = 2e$.

5.3.2 Monte Carlo simulations

Dynamical Monte Carlo simulations can be used to study the evolution of binary populations within evolving globular cluster models. Rasio et al. [198] have used a Monte Carlo approach (described in Joshi et al. [125, 126]) to study the formation and evolution of NS–WD binaries, which may be progenitors of the large population of millisecond pulsars being discovered in globular clusters (see Section 3.3). In addition to producing the appropriate population of binary millisecond pulsars to match observations, the simulations also indicate the existence of a population of NS–WD binaries (see Figure 9).

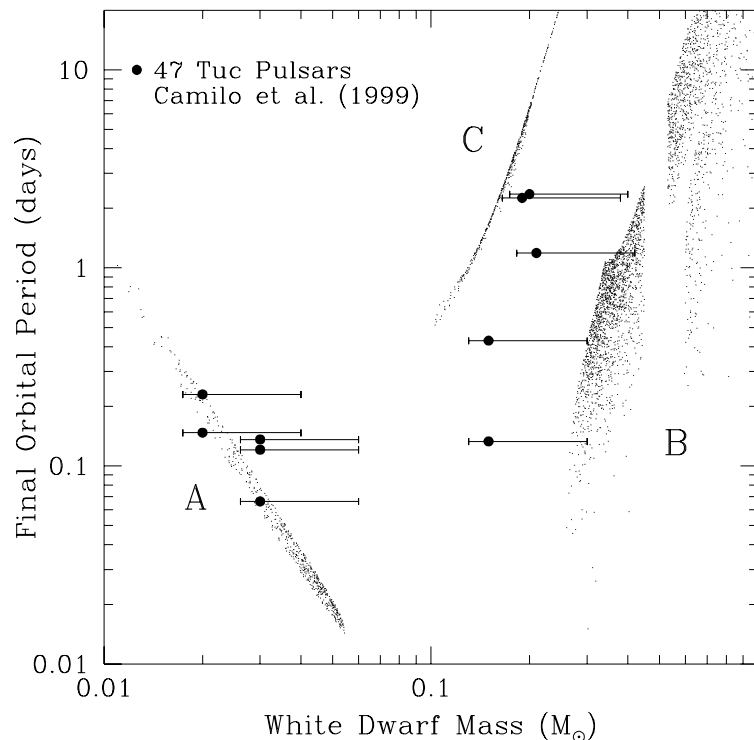


Figure 9: Results of the Monte Carlo simulation of NS–WD binary generation and evolution in 47 Tuc. Each small dot represents a binary system. The circles and error bars are the 10 binary pulsars in 47 Tuc with well measured orbits. Systems in A have evolved through mass transfer from the white dwarf to the neutron star. Systems in B have not yet evolved through gravitational radiation to begin RLOF from the white dwarf to the neutron star. Systems in C will not undergo a common envelope phase. Figure taken from Rasio et al. [198].

The tail end of the systems in group B of Figure 9 represents the NS–WD binaries that are in very short period orbits and are undergoing a slow inspiral due to gravitational radiation. These few binaries can be used to infer an order of magnitude estimate on the population of such objects in the galactic globular cluster system. If we consider that there are two binaries with orbital period less than 2000 s out of $\sim 10^6 M_\odot$ in 47 Tuc, and assume that this rate is consistent throughout the globular cluster system as a whole, we find a total of ~ 60 such binaries. Although this estimate is quite crude, it compares favorably with estimates arrived at through the encounter rate population

syntheses, which are discussed in Section 5.3.3.

More recent applications of the Monte Carlo simulations that have focused on the properties of binaries include Fregeau et al. [62] who look at the production of blue stragglers and other collision products as a result of binary interactions in globular clusters and Ivanova et al. [120] who have studied the evolution of binary fractions in globular clusters. The latter work demonstrates the gradual burning of binaries in the core that delays the collapse of the core. In addition, they have also shown the build-up of short period white dwarf binaries in the core through dynamical interactions (see Figure 10).

There is also great promise for the hybrid gas/Monte Carlo method being developed by Spurzem and Giersz [224]. Their recent simulation of the evolution of a cluster of 300,000 equal point-mass stars and 30,000 binaries yields a wealth of detail about the position and energy distribution of binaries in the cluster [81]. Further improvements on their code have resulted in direct integration of the binary-binary and binary-single interactions [82]. As a result, they have been able to produce empirical cross-sections for eccentricity variations during interactions.

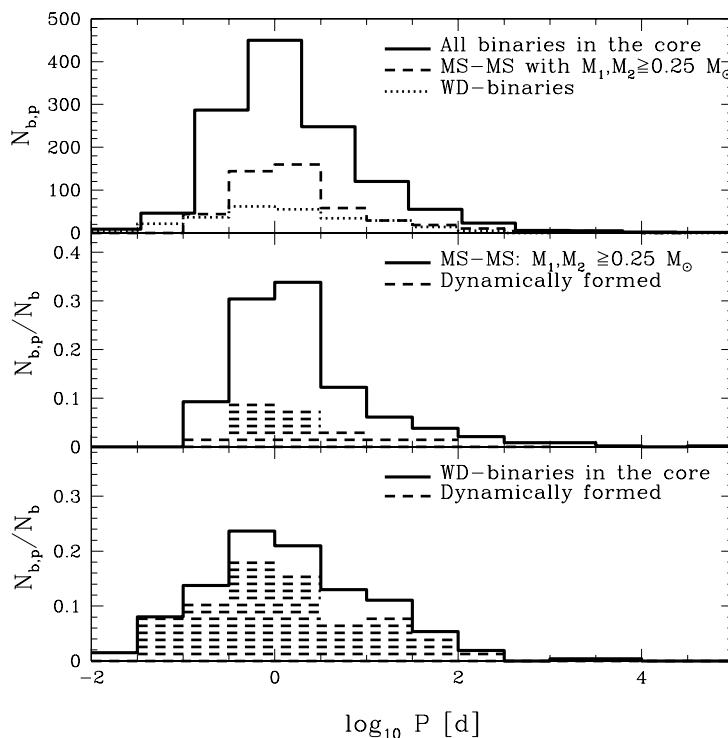


Figure 10: Binary period distributions from the Monte Carlo simulation of binary fraction evolution in 47 Tuc. The bottom panel indicates the period distribution for binaries containing at least one white dwarf. N_b is the total number of binaries and $N_{b,p}$ is the number of binaries per bin. Figure taken from Ivanova et al. [120].

5.3.3 Encounter rate techniques

One method for exploring the production of relativistic binary populations in globular clusters involves determining the encounter rate expected between different classes of objects in a globular cluster. Sigurdsson and Phinney [219] use Monte Carlo simulations of binary encounters to infer populations using a static background cluster described by an isotropic King–Michie model.

Their results are focused toward predicting the observable end products of binary evolution such as millisecond pulsars, cataclysmic variables, and blue stragglers. Therefore, there are no clear descriptions of relativistic binary populations provided. The work of Ivanova et al. [120] also uses this technique to determine the evolution of binary fractions, but they also do not provide sufficient detail of the population to distinguish the relativistic binaries from other binaries in the simulation. There is promise to produce a more detailed description of ultracompact X-ray binaries consisting of a white dwarf and a neutron star using encounter rates [122].

Davies and collaborators use the technique of calculating encounter rates (based on calculations of cross-sections for various binary interactions and number densities of stars using King–Michie static models) to determine the production of end products of binary evolution [45, 43]. Although they also do not provide a clear description of a population of relativistic binaries, their results allow the estimation of such a population.

Using the encounter rates of Davies and collaborators [45, 43], one can follow the evolution of binaries injected into the core of a cluster. A fraction of these binaries will evolve into compact binaries which will then be brought into contact through the emission of gravitational radiation. By following the evolution of these binaries from their emergence from common envelope to contact, we can construct a population and period distribution for present day globular clusters [19]. For a globular cluster with dimensionless central potential $W_0 = 12$, Davies [43] followed the evolution of 1000 binaries over two runs. The binaries were chosen from a Salpeter IMF with exponent $\alpha = 2.35$, and the common envelope evolution used an efficiency parameter $\alpha_{\text{CE}} = 0.4$. One run was terminated after 15 Gyr and the population of relativistic binaries which had been brought into contact through gravitational radiation emission was noted. The second run was allowed to continue until all binaries were either in merged or contact systems. There are four classes of relativistic binaries that are brought into contact by gravitational radiation: low mass WD–WD binaries (WD_a^2) with total mass below the Chandrasekhar mass; high mass WD–WD binaries (WD_b^2) with total mass above the Chandrasekhar mass; NS–WD binaries (NW); and NS–NS binaries NS^2 . The number of systems brought into contact at the end of each run is given in Table 3.

T_{evol}	WD_a^2	WD_b^2	NW	NS^2
15 Gyr	11	0	10	1
∞	57	0	74	18

Table 3: Number of relativistic binaries brought into contact through binary interactions.

In the second run, the relativistic binaries had all been brought into contact. In similar runs, this occurs after another 15 Gyr. An estimate of the present-day period distribution can be made by assuming a constant merger rate over the second 15 Gyr. Consider the total number of binaries that will merge to be described by $n(t)$. Thus, the merger rate is $\eta = -dn/dt$. Assuming that the mergers are driven solely by gravitational radiation, we can relate $n(t)$ to the present-day period distribution. We define $n(P)$ to be the number of binaries with period less than P , and thus

$$\eta = -\frac{dn}{dt} = -\frac{dn}{dP} \frac{dP}{dt}, \quad (31)$$

so

$$\frac{dn}{dP} = \frac{-\eta}{dP/dt}. \quad (32)$$

The merger rate is given by the number of mergers of each binary type per 1000 primordial binaries per 15 Gyr. If the orbits have been circularized (which is quite likely if the binaries have been formed through a common envelope), the evolution of the period due to gravitational

radiation losses is given by [107]

$$\frac{dP}{dt} = -k_0 P^{-5/3}, \quad (33)$$

where k_0 is given by

$$k_0 = \frac{96}{5} (2\pi)^{8/3} \frac{G^{5/3}}{c^5} \mathcal{M}^{5/3}, \quad (34)$$

with the ‘‘chirp mass’’ $\mathcal{M}^{5/3} \equiv M_1 M_2 (M_1 + M_2)^{-1/3}$.

Following this reasoning and using the numbers in Table 3, we can determine the present day population of relativistic binaries per 1000 primordial binaries. To find the population for a typical cluster, we need to determine the primordial binary fraction for globular clusters. Estimates of the binary fraction in globular clusters range from 13% up to about 40% based on observations of either eclipsing binaries [4, 242, 243] or luminosity functions [204, 205]. Assuming a binary fraction of 30%, we can determine the number of relativistic binaries with short orbital period ($P_{\text{orb}} < P_{\text{max}}$) for a typical cluster with $10^6 M_\odot$ and the galactic globular cluster system with $10^{7.5} M_\odot$ [219] by simply integrating the period distribution from contact P_c up to P_{max} ,

$$N = \int_{P_c}^{P_{\text{max}}} \frac{\eta}{k_0} P^{5/3} dP. \quad (35)$$

The value of P_c can be determined by using the Roche lobe radius of Eggleton [57],

$$R_L = \frac{0.49q^{2/3}}{0.6q^{2/3} + \ln(1 + q^{1/3})} a, \quad (36)$$

and stellar radii as determined by Lynden-Bell and O’Dwyer [147].

The expected populations for an individual cluster and the galactic cluster system are shown in Table 4 using neutron star masses of $1.4 M_\odot$, white dwarf masses of $0.6 M_\odot$ and $0.3 M_\odot$, and $P_{\text{max}} = 2000$ s.

Object	WD _a ²	NW	NS ²
Cluster	5.6	4.0	0.5
System	176.5	125.2	16

Table 4: Encounter rate estimates of the population of relativistic binaries in a typical globular cluster and the galactic globular cluster system.

Although we have assumed the orbits of these binaries will be circularized, there is the possible exception of NS² binaries, which may have a thermal distribution of eccentricities if they have been formed through exchange interactions rather than through a common envelope. In this case, Equations (33) and (34) are no longer valid. An integration over both period and eccentricity, using the formulae of Pierro and Pinto [179], would be required.

5.3.4 Semi-empirical methods

The small number of observed relativistic binaries can be used to infer the population of dark progenitor systems [22]. For example, the low-mass X-ray binary systems are bright enough that we see essentially all of those that are in the galactic globular cluster system. If we assume that the ultracompact ones originate from detached WD–NS systems, then we can estimate the number of progenitor systems by looking at the time spent by the system in both phases. Let N_X be the number of ultracompact LMXBs and T_X be their typical lifetime. Also, let N_{det} be the number of

detached WD–NS systems that will evolve to become LMXBs, and T_{det} be the time spent during the inspiral due to the emission of gravitational radiation until the companion white dwarf fills its Roche lobe. If the process is stationary, we must have

$$\frac{N_{\text{X}}}{T_{\text{X}}} = \frac{N_{\text{det}}}{T_{\text{det}}}. \quad (37)$$

The time spent in the inspiral phase can be found from integrating Equation (33) to get

$$T_{\text{det}} = \frac{3}{8k_0} \left(P_0^{8/3} - P_c^{8/3} \right), \quad (38)$$

where P_0 is the period at which the progenitor emerges from the common envelope and P_c is the period at which RLOF from the white dwarf to the neutron star begins. Thus, the number of detached progenitors can be estimated from

$$N_{\text{det}} = \frac{N_{\text{X}}}{T_{\text{X}}} \frac{3}{8k_0} \left(P_0^{8/3} - P_c^{8/3} \right). \quad (39)$$

There are four known ultracompact LMXBs [48] with orbital periods small enough to require a degenerate white dwarf companion to the neutron star. There are six other LMXBs with unknown orbital periods. Thus, $4 \leq N_{\text{X}} \leq 10$. The lifetime T_{X} is rather uncertain, depending upon the nature of the mass transfer and the timing when the mass transfer would cease. A standard treatment of mass transfer driven by gravitational radiation alone gives an upper bound of $T_{\text{X}} \sim 10^9$ yr [195], but other effects such as tidal heating or irradiation may shorten this to $T_{\text{X}} \sim 10^7$ yr [7, 198]. The value of P_0 depends critically upon the evolution of the neutron star–main-sequence binary, and is very uncertain. Both k_0 and P_c depend upon the masses of the white dwarf secondary and the neutron star primary. For a rough estimate, we take the mass of the secondary to be a typical He white dwarf of mass $0.4 M_{\odot}$ and the mass of the primary to be $1.4 M_{\odot}$. Rather than estimate the typical period of emergence from the common envelope, we arbitrarily choose $P_0 = 2000$ s. We can be certain that all progenitors have emerged from the common envelope by the time the orbital period is this low. The value of P_c can be determined by using Equation (36) and the radius of the white dwarf as determined by Lynden-Bell and O’Dwyer [147]. Adopting the optimistic values of $N_{\text{X}} = 10$ and $T_{\text{X}} = 10^7$ yr, and evaluating Equation (38) gives $T_{\text{det}} \sim 10^7$ yr. Thus, we find $N_{\text{det}} \sim 1 - 10$, which is within an order of magnitude of the numbers found through dynamical simulations (see Section 5.3.2) and encounter rate estimations (see Section 5.3.3).

Current production of ultracompact WD–NS binaries is more likely to arise through collisions of neutron stars with lower mass red giant stars near the current turn-off mass. The result of such a collision is a common envelope that will quickly eject the envelope of the red giant and leave behind the core in an eccentric orbit. The result of the eccentric orbit is to hasten the inspiral of the degenerate core into the neutron star due to gravitational radiation [176]. Consequently, T_{det} can be significantly shorter [122]. Adopting a value of $T_{\text{det}} \sim 10^6$ gives $N_{\text{det}} < 100$.

Continuing in the spirit of small number statistics, we note that there is one known radio pulsar in a globular cluster NS–NS binary (B2127+11C) and about 50 known radio pulsars in the globular cluster system as a whole (although this number may continue to grow) [144]. We may estimate that NS–NS binaries make up roughly 1/50 of the total number of neutron stars in the globular cluster system. A lower limit on the number of neutron stars comes from estimates of the total number of active radio pulsars in clusters, giving $N_{\text{NS}^2} \sim 10^5$ [142]. Thus, we can estimate the total number of NS–NS binaries to be ~ 2000 . Not all of these will be in compact orbits, but we can again estimate the number of systems in compact orbits by assuming that the systems gradually decay through gravitational radiation and thus

$$\frac{N_{\text{compact}}}{N_{\text{NS}^2}} = \frac{T_{\text{compact}}}{T_{\text{coalesce}}}, \quad (40)$$

where N_{compact} is the number of systems in compact orbits ($P_{\text{orb}} < 2000$ s), T_{compact} is the time spent as a compact system, and T_{coalesce} is the typical time for a globular cluster NS–NS binary to coalesce due to gravitational radiation inspiral. Adopting the coalescence time of B2127+11C as typical, $T_{\text{coalesce}} = 2 \times 10^8$ yr [192], and integrating Equation (38) for two $1.4 M_{\odot}$ neutron stars, we find $N_{\text{compact}} \sim 25$. Again this value compares favorably with the values found from encounter rate estimations.

6 Prospects of Gravitational Radiation

A very exciting prospect for the observation of relativistic binaries in globular clusters lies in the fact that they will be sources of gravitational radiation. There is a phase in the evolution of most relativistic binaries during which the orbital period is slowly shrinking due to the emission of gravitational radiation. If the binary is in a circularized orbit, the gravitational radiation will be peaked strongly in the second harmonic of the orbital period, so $f_{\text{gw}} = 2f_{\text{orb}}$. Gravitational radiation can be described by the dimensionless strain amplitude h_0 . Although the strength of the gravitational radiation varies with the orientation of the binary, an angle-averaged estimate of the signal strength is [23]

$$h_0 = 1.5 \times 10^{-21} \left(\frac{f_{\text{gw}}}{10^{-3} \text{ Hz}} \right)^{2/3} \left(\frac{1 \text{ kpc}}{r} \right) \left(\frac{\mathcal{M}}{M_\odot} \right)^{5/3}. \quad (41)$$

At a typical globular cluster distance of $r \sim 10$ kpc and typical chirp mass of $\mathcal{M} \sim 0.5 M_\odot$, a relativistic WD–WD or WD–NS binary with $P_{\text{orb}} = 400$ s will have a gravitational wave amplitude of 10^{-22} . This value is within the range of the proposed space-based gravitational wave observatory LISA [23].

Many globular clusters lie off the plane of the galaxy and are relatively isolated systems with known positions. The angular resolution of LISA improves with signal strength. By focusing the search for gravitational radiation using known positions of suspected sources, it is possible to increase the signal-to-noise ratio for the detected signal. Thus, the angular resolution of LISA for globular cluster sources can be on the order of the angular size of the globular cluster itself at $f_{\text{gw}} > 1$ mHz. Consequently, the orbital period distribution of a globular cluster’s population of relativistic binaries can be determined through observations in gravitational radiation. We will discuss the prospects for observing each class of relativistic binaries covered in this review.

WD–WD binaries that are formed from a common envelope phase will be briefly visible while the recently revealed hot core of the secondary cools. These objects are most likely the “non-flickerers” of Cool et al. [36] and Edmonds et al. [56]. WD–WD binaries formed through exchange interactions may very well harbor white dwarfs which are too cool to be observed. In either case, hardening through dynamical interactions will become less likely as the orbit shrinks and the effective cross section of the binary becomes too small. These objects will then be effectively invisible in electromagnetic radiation until they are brought into contact and RLOF can begin. During this invisible phase, the orbital period is ground down through the emission of gravitational radiation until the orbital period is a few hundred seconds [19]. With a frequency of 1 to 10 mHz, gravitational radiation from such a binary will be in the band of LISA [23]. There are ~ 175 such systems predicted from encounter rates (see Table 4).

WD–NS binaries that are expected to be progenitors of the millisecond pulsars must pass through a phase of gravitational radiation after the degenerate core of the donor star emerges from the common envelope phase and before the spin-up phase begins with the onset of mass transfer from the white dwarf to the neutron star. The orbital period at the onset of RLOF will be on the order of 1 to 2 minutes and the gravitational wave signal will be received at LISA with a signal-to-noise of 50–100 at a frequency of around 20 mHz for a globular cluster binary. Estimates of the number of such systems range from 1–10 for semi-empirical methods (see Section 5.3.4) to ~ 125 from encounter rates (see Table 4).

Binaries with significant eccentricity will have a spectrum of harmonics of the orbital frequency, with the relative strength of the n th harmonic for eccentricity e given by [176]

$$g(n, e) = \frac{n^4}{32} \left\{ \left[J_{n-2}(ne) - J_{n-1}(ne) + \frac{2}{n} J_n(ne) + J_{n+1}(ne) - J_{n+2}(ne) \right]^2 \right.$$

$$+(1 - e^2) [J_{n-2}(ne) - 2J_n(ne) + J_{n+2}(ne)]^2 + \frac{4}{3n^2} [J_n(ne)]^2 \}, \quad (42)$$

where J_n is the Bessel function. The higher harmonics of sufficiently eccentric binaries ($e > 0.7$) can be detected by LISA even though the fundamental orbital frequency is well below its sensitivity band of 1–100 mHz [21]. Dynamical interactions may produce an eccentric population of 30–140 white dwarf binaries that would be present in the LISA data after a 5 year observation [241].

Although the globular cluster population of NS–NS binaries is expected to be quite small (~ 10), they may have high eccentricities. The binary pulsar B2127+11C is an example of a NS–NS binary in a globular cluster. In terms of the unknown angle of inclination i , the companion mass to the pulsar is $M_2 \sin i \sim 1 M_\odot$ and its eccentricity is $e = 0.68$ [144]. These binaries may also be detectable by LISA. If the globular cluster systems of other galaxies follow similar evolution as the Milky Way population, these binaries may be potential sources for LIGO as gravitational radiation grinds them down to coalescence. With their high eccentricities and large chirp mass, black hole binaries will also be good potential sources for gravitational radiation from the galactic globular cluster system [20, 21].

The relatively close proximity of the galactic globular cluster system and the separations between individual globular clusters allows for the identification of gravitational radiation sources with their individual host clusters. Although the expected angular resolution of LISA is not small enough to allow for the identification of individual sources, knowledge of the positions of the clusters will allow for focused searches of the relativistic binary populations of the majority of the galactic globular clusters. Armed with a knowledge of the orbital periods of any detected binaries, concentrated searches in electromagnetic radiation can be successful in identifying relativistic binaries that may have otherwise been missed.

7 Summary

Relativistic binaries are tracers for the rich dynamical evolution of globular clusters. The populations of these objects are the result of an interplay between the gravitational dynamics of large N -body systems, the dynamics of mass transfer, the details of stellar evolution, and the effect of the gravitational field of the galaxy. The gravitational dynamics of globular clusters can enhance the population of short period binaries of main-sequence stars as well as inject compact objects such as white dwarfs and neutron stars into stellar binary systems. Once they are in such systems, the details of stellar evolution and mass transfer in close binary systems govern the likely end products of the dynamical interaction between the two stars. Furthermore, most models of the evolution of the core of a globular cluster rely on the gradual hardening and ejection of binary systems to delay the onset of core collapse. The hardening of binaries in the core of globular clusters will produce relativistic binaries, but it will also eventually eject these systems as they gain larger and larger recoil velocities in each subsequent encounter. The threshold for ejection from a globular cluster depends both upon the gravitational potential of the cluster itself and the gravitational potential of its environment generated by the Milky Way. As the globular cluster orbits the Milky Way, its local environment changes. Consequently, if other dynamical processes (such as gravothermal oscillations) do not dominate, the globular cluster's population of relativistic binaries may also reflect the past orbital history of the globular cluster.

Over the last decade, observational techniques and technology have improved to the extent that significant discoveries are being made regularly. At this point, the bottleneck in observations of binary millisecond pulsars, low-mass X-ray binaries, and cataclysmic variables is time, not technology. As these observational techniques are brought to bear on more clusters, more discoveries are bound to be made. In the next decade, the possibility of using gravitational wave astronomy to detect relativistic binaries brings the exciting possibility of identifying the populations of electromagnetically invisible objects such as detached white dwarf and neutron star binaries and black hole binaries in globular clusters. These observations can only help to improve the understanding of the complex and interesting evolution of these objects and their host globular clusters.

8 Acknowledgements

I would like to acknowledge the kind hospitality of the Aspen Center for Physics, and the anonymous referees whose extensive knowledge of the subject has helped fill in the gaps in my understanding. Extensive use was made of both the arXiv pre-print server and the ADS system. This work has been supported by NASA EPSCoR grant NCCW-0058, Montana EPSCoR grant NCC5-240, NASA Cooperative Agreement NCC5-579, and NASA APRA grant NNG04GD52G.

References

- [1] Aarseth, S.J., “From NBODY1 to NBODY6: The Growth of an Industry”, *Publ. Astron. Soc. Pac.*, **111**, 1333–1346, (1999).
ADS: <http://adsabs.harvard.edu/abs/1999PASP...111.1333A>. 5.1
- [2] Aarseth, S.J., “Star cluster simulations: The state of the art”, *Celest. Mech. Dyn. Astron.*, **73**, 127–137, (1999). Related online version (cited on 7 January 1999):
<http://arXiv.org/abs/astro-ph/9901069>. 5.1
- [3] Aarseth, S.J., *Gravitational N-Body Simulations: Tools and Algorithms*, Cambridge Monographs on Mathematical Physics, (Cambridge University Press, Cambridge, U.K.; New York, U.S.A., 2003). 5.1
- [4] Albrow, M.D., Gilliland, R.L., Brown, T.M., Edmonds, P.D., Guhathakurta, P., and Sarajedini, A., “The frequency of binary stars in the core of 47 Tucanae”, *Astrophys. J.*, **559**, 1060–1081, (2001). Related online version (cited on 24 May 2001):
<http://arXiv.org/abs/astro-ph/0105441>. 5.3.3
- [5] Anderson, J., Cool, A.M., and King, I.R., “A probable dwarf nova outburst in the core of the globular cluster M22”, *Astrophys. J. Lett.*, **597**, 137–140, (2003). 3.1
- [6] Angelini, L., Loewenstein, M., and Mushotzky, R.F., “The X-ray globular cluster population in NGC 1399”, *Astrophys. J. Lett.*, **557**, L35–L38, (2001). Related online version (cited on 19 July 2001):
<http://arXiv.org/abs/astro-ph/0107362>. 3.4
- [7] Applegate, J.H., and Shaham, J., “Orbital period variability in the eclipsing pulsar binary PSR B1957+20: Evidence for a tidally powered star”, *Astrophys. J.*, **436**, 312–318, (1994). 5.3.4
- [8] Auriere, M., Le Fevre, O., and Terzan, A., “A possible optical counterpart for the M15 globular cluster X-ray source”, *Astron. Astrophys.*, **138**, 415–420, (1984). 3.2
- [9] Bailyn, C.D., “Compact objects in globular clusters”, in Janes, K., ed., *The Formation and Evolution of Star Clusters*, ASP Conference Series, vol. 13, pp. 307–323, (Astronomical Society of the Pacific, San Francisco, U.S.A., 1991). 3.1
- [10] Bailyn, C.D., “Blue stragglers and other stellar anomalies: Implications for the dynamics of globular clusters”, *Annu. Rev. Astron. Astrophys.*, **33**, 133–162, (1995). 1, 3, 4.3
- [11] Bailyn, C.D., Grindlay, J.E., Cohn, H., and Lugger, P.M., “Color maps of X-ray globular clusters”, *Astrophys. J.*, **331**, 303–312, (1988). 3.2
- [12] Balucinska-Church, M., Church, M.J., and Smale, A.P., “The orbital period of the dipping, bursting, globular cluster X-ray source XB 1746-371 from Rossi X-ray Timing Explorer observations”, *Mon. Not. R. Astron. Soc.*, **347**, 334–338, (2004). 3.2
- [13] Bash, F.N., Gebhardt, K., Goss, W.M., and Vanden Bout, P.A., “Very Large Array Limits for Intermediate-Mass Black Holes in Three Globular Clusters”, *Astron. J.*, **135**, 182–186, (2008).
ADS: <http://adsabs.harvard.edu/abs/2008AJ...135..182B>. 3
- [14] Bassa, C., Pooley, D., Homer, L., Verbunt, F., Gaensler, B.M., Lewin, W.H.G., Anderson, S.F., Margon, B., Kaspi, V.M., and van der Klis, M., “X-ray sources and their optical counterparts in the globular cluster M4”, *Astrophys. J.*, **609**, 755–765, (2004). 3.1

- [15] Baumgardt, H., “Scaling of N -body calculations”, *Mon. Not. R. Astron. Soc.*, **325**, 1323–1331, (2001). Related online version (cited on 14 December 2000):
<http://arXiv.org/abs/astro-ph/0012330>. 5.1
- [16] Baumgardt, H., Makino, J., and Hut, P., “Which globular clusters contain intermediate-mass black holes?”, *Astrophys. J.*, **620**, 238–243, (2005). 4.3
- [17] Belczynski, K., and Kalogera, V., “A new formation channel for double neutron stars without recycling, implications for gravitational wave detection”, *Astrophys. J. Lett.*, **550**, L183–L187, (2001). 4.2
- [18] Belczynski, K., Kalogera, V., and Bulik, T., “A Comprehensive Study of Binary Compact Objects as Gravitational Wave Sources: Evolutionary Channels, Rates, and Physical Properties”, *Astrophys. J.*, **572**, 407–431, (2002).
ADS: <http://adsabs.harvard.edu/abs/2002ApJ...572..407B>. 4.2
- [19] Benacquista, M.J., “Gravitational radiation from globular clusters”, *Astrophys. J.*, **520**, 233–238, (1999). 5.3, 5.3.3, 6
- [20] Benacquista, M.J., “Detecting eccentric globular cluster binaries with LISA”, in Wheeler, J.C., and Martel, H., eds., *Relativistic Astrophysics*, 20th Texas Symposium, Austin, Texas, 10–15 December 2000, AIP Conference Proceedings, vol. 586, pp. 793–795, (American Institute of Physics, Melville, U.S.A., 2001). Related online version (cited on 6 June 2001):
<http://arXiv.org/abs/astro-ph/0106086>. 6
- [21] Benacquista, M.J., “Gravitational Radiation from Black Hole Binaries in Globular Clusters”, *Class. Quantum Grav.*, **19**, 1297–1302, (2002). Related online version (cited on 1 October 2001):
<http://arXiv.org/abs/astro-ph/0110016>. 6
- [22] Benacquista, M.J., Portegies Zwart, S.F., and Rasio, F.A., “LISA sources in globular clusters”, *Class. Quantum Grav.*, **18**, 4025–4031, (2001). Related online version (cited on 9 October 2000):
<http://arXiv.org/abs/gr-qc/0010020>. 5.3, 5.3.4
- [23] Bender, P., Ciufolini, I., Danzmann, K., Folkner, W.M., Hough, J., Robertson, D., Rüdiger, A., Sandford, M., Schilling, R., Schutz, B.F., Stebbins, R., Sumner, T., Touboul, P., Vitale, S., Ward, H., Winkler, W., Cornelisse, J., Hechler, F., Jafry, Y., and Reinhard, R., *LISA. Laser Interferometer Space Antenna for the detection and observation of gravitational waves. A Cornerstone Project in ESA’s Long Term Space Science Programme “Horizon 2000 Plus”. Pre-Phase A Report, December 1995*, MPQ Reports, MPQ-208, (Max-Planck-Institut für Quantenoptik, Garching, Germany, 1996). Related online version (cited on 31 January 2006):
<http://www.mpg.mpg.de/library/mpq-reports.html>. 6, 6
- [24] Binney, J., and Tremaine, S., *Galactic Dynamics*, Princeton Series in Astrophysics, (Princeton University Press, Princeton, U.S.A., 1987). 1, 2.2, 2.2, 2.3, 4.3, 4.3, 5.2
- [25] Bond, I.A., Abe, F., Eguchi, S., Furuta, Y., Hearnshaw, J.B., Kamiya, K., Kilmartin, P.M., Kurata, Y., Masuda, K., Matsubara, Y., Muraki, Y., Noda, S., Okajima, K., Rattenbury, N.J., Sako, T., Sekiguchi, T., Sullivan, D.J., Sumi, T., Tristram, P.J., Yanagisawa, T., and Yock, P.C.M., “Multiple outbursts of a cataclysmic variable in the globular cluster M22”, *Astrophys. J. Lett.*, **620**, 103–106, (2005). 3.1

- [26] Camilo, F., Lorimer, D.R., Freire, P.C.C., Lyne, A.G., and Manchester, R.N., “Observations of 20 millisecond pulsars in 47 Tucanae at 20 centimeters”, *Astrophys. J.*, **535**, 975–990, (2000). [3](#)
- [27] Camilo, F., Lyne, A.G., Manchester, R.N., Bell, J.F., Stairs, I.H., D’Amico, N., Kaspi, V.M., Possenti, A., Crawford, F., and McKay, N.P.F., “Discovery of five binary radio pulsars”, *Astrophys. J. Lett.*, **548**, L187–L191, (2001). [3](#)
- [28] Camilo, F., and Rasio, F.A., “Pulsars in Globular Clusters”, in Rasio, F.A., and Stairs, I.H., eds., *Binary Radio Pulsars*, Meeting at the Aspen Center for Physics, Colorado, 12–16 January 2004, ASP Conference Series, vol. 328, pp. 147–169, (Astronomical Society of the Pacific, San Francisco, U.S.A., 2005). Related online version (cited on 12 January 2005): <http://arXiv.org/abs/astro-ph/0501226>. [3.3](#)
- [29] Carney, B.W., “Globular Cluster Systems”, in Carney, B.W., and Harris, W.E., eds., *Star Clusters: Saas-Fee Advanced Course 28*, Saas-Fee Advanced Courses, vol. 28, pp. 223–408, (Springer, Berlin, Germany; New York, U.S.A., 2001). [1](#)
- [30] Carney, B.W., “Stellar Evolution in Globular Clusters”, in Carney, B.W., and Harris, W.E., eds., *Star Clusters: Saas-Fee Advanced Course 28*, Saas-Fee Advanced Courses, vol. 28, pp. 1–222, (Springer, Berlin, Germany; New York, U.S.A., 2001). [1](#)
- [31] Carretta, E., Gratton, R.G., Clementini, G., and Fusi Pecci, F., “Distance, ages, and epoch of formation of globular clusters”, *Astrophys. J.*, **533**, 215–235, (2000). [2](#)
- [32] Chaboyer, B., “Milky Way Globular Clusters”, personal homepage, Dartmouth College. URL (cited on 31 December 2001): <http://www.dartmouth.edu/~chaboyer/mwgc.html>. [1](#)
- [33] Cohn, H., “Numerical integration of the Fokker–Planck equation and the evolution of star clusters”, *Astrophys. J.*, **234**, 1036–1053, (1979). [5.2](#)
- [34] Colpi, M., Mapelli, M., and Possenti, A., “Probing the presence of a single or binary black hole in the globular cluster NGC 6752 with pulsar dynamics”, *Astrophys. J.*, **599**, 1260–1271, (2003). [3.4](#)
- [35] Colpi, M., Possenti, A., and Gualandris, A., “The case of PSR J1911-5958A in the outskirts of NGC 6752: Signature of a black hole binary in the cluster core?”, *Astrophys. J. Lett.*, **570**, 85–88, (2002). [3](#), [3.4](#)
- [36] Cool, A.M., Grindlay, J.E., Cohn, H.N., Lugger, P.M., and Bailyn, C.D., “Cataclysmic variables and a new class of faint ultraviolet stars in the globular cluster NGC 6397”, *Astrophys. J. Lett.*, **508**, L75–L79, (1998). [3](#), [3.1](#), [6](#)
- [37] Cool, A.M., Piotto, G., and King, I.R., “The main sequence and a white dwarf sequence in the globular cluster NGC 6397”, *Astrophys. J.*, **468**, 655–662, (1996). [3.1](#)
- [38] Cudworth, K.M., “Astrometry and photometry in the globular cluster NGC 6712”, *Astron. J.*, **96**, 105–115, (1988). [3.2](#)
- [39] D’Amico, N., Lyne, A.G., Manchester, R.N., Possenti, A., and Camilo, F., “Discovery of short-period binary millisecond pulsars in four globular clusters”, *Astrophys. J. Lett.*, **548**, L171–L174, (2001). [3](#)

- [40] D’Amico, N., Possenti, A., Manchester, R.N., Lyne, A.G., Camilo, F., and Sarkissian, J., “Searching for millisecond pulsars in globular clusters with Parkes”, in Bailes, M., Nice, D.J., and Thorsett, S.E., eds., *Radio Pulsars: In Celebration of the Contributions of Andrew Lyne, Dick Manchester and Joe Taylor – A Festschrift Honoring their 60th Birthdays*, Proceedings of a Meeting held at Mediterranean Agronomic Institute of Chania, Crete, Greece, 26–29 August 2002, ASP Conference Proceedings, vol. 302, p. 375, (Astronomical Society of the Pacific, San Francisco, U.S.A., 2003). [3.3](#)
- [41] D’Amico, N., Possenti, A., Manchester, R.N., Sarkissian, J., Lyne, A.G., and Camilo, F., “New millisecond pulsars in globular clusters”, in Wheeler, J.C., and Martel, H., eds., *Relativistic Astrophysics*, 20th Texas Symposium, Austin, Texas, 10–15 December 2000, AIP Conference Proceedings, vol. 586, pp. 526–531, (American Institute of Physics, Melville, U.S.A., 2001). [3](#)
- [42] D’Antona, F., and Caloi, V., “The early evolution of globular clusters: The case of NGC 2808”, *Astrophys. J.*, **611**, 871–880, (2004). [3](#)
- [43] Davies, M.B., “The binary zoo: the calculation of production rates of binaries through 2+1 encounters in globular clusters”, *Mon. Not. R. Astron. Soc.*, **276**, 887–905, (1995).
ADS: <http://adsabs.harvard.edu/abs/1995MNRAS.276..887D>. [5.3](#), [5.3.3](#)
- [44] Davies, M.B., “Cataclysmic variable production in globular clusters”, *Mon. Not. R. Astron. Soc.*, **288**, 117–128, (1997). [5.3](#)
- [45] Davies, M.B., and Benz, W., “A stellar audit: the computation of encounter rates for 47 Tucanae and ω Centauri”, *Mon. Not. R. Astron. Soc.*, **276**, 876–886, (1995). [5.3](#), [5.3.3](#)
- [46] Davies, M.B., and Hansen, B.M.S., “Neutron star retention and millisecond pulsar production in globular clusters”, *Mon. Not. R. Astron. Soc.*, **301**, 15–24, (1998). [4.1](#), [4.2](#), [5.3](#)
- [47] Deutsch, E.W., Anderson, S.F., Margon, B., and Downes, R.A., “The probable optical counterpart of the luminous X-ray source in NGC 6441”, *Astrophys. J.*, **493**, 775–780, (1998). [3.2](#)
- [48] Deutsch, E.W., Margon, B., and Anderson, S.F., “Ultracompact X-ray binaries in globular clusters: variability of the optical counterpart of X1832-330 in NGC 6652”, *Astrophys. J. Lett.*, **530**, L21–L24, (2000). [3](#), [3.2](#), [1](#), [5.3.4](#)
- [49] Di Stefano, R., Kong, A.K.H., Garcia, M.R., Barmby, P., Greiner, J., Murray, S.S., and Primini, F.A., “Bright X-ray sources in M31 globular clusters”, *Astrophys. J.*, **570**, 618–636, (2002). Related online version (cited on 14 June 2001):
<http://arXiv.org/abs/astro-ph/0106254>. [3.4](#)
- [50] Dieball, A., Knigge, C., Zurek, D.R., Shara, M.M., and Long, K.S., “Far-ultraviolet observations of the globular cluster NGC 2808 revisited: Blue stragglers, white dwarfs, and cataclysmic variables”, *Astrophys. J.*, **625**, 156–166, (2005).
ADS: <http://adsabs.harvard.edu/abs/2005ApJ...625..156D>. [3](#), [3.1](#)
- [51] Dieball, A., Knigge, C., Zurek, D.R., Shara, M.M., Long, K.S., Charles, P.A., and Hanikainen, D., “Unveiling the core of the globular cluster M15 in the ultraviolet”, *Astrophys. J.*, **670**, 379–399, (2007).
ADS: <http://adsabs.harvard.edu/abs/2007ApJ...670..379D>. [3](#)

- [52] Downes, R.A., Webbink, R.F., Shara, M.M., Ritter, H., Kolb, U., and Duerbeck, H.W., “A catalog and atlas of cataclysmic variables: The living edition”, *Publ. Astron. Soc. Pac.*, **113**, 764–768, (2001). Related online version (cited on 16 February 2001): <http://arXiv.org/abs/astro-ph/0102302>. 3.1
- [53] Drukier, G.A., Bailyn, C.D., Van Altena, W.F., and Girard, T.M., “Central proper-motion kinematics of NGC 6752”, *Astron. J.*, **125**, 2559–2567, (2003). 3
- [54] Edmonds, P.D., Gilliland, R.L., Heinke, C.O., and Grindlay, J.E., “An extensive census of Hubble Space Telescope counterparts to Chandra X-ray sources in the globular cluster 47 Tucanae. I. Astrometry and photometry”, *Astrophys. J.*, **596**, 1177–1196, (2003). 3.1, 3.2
- [55] Edmonds, P.D., Gilliland, R.L., Heinke, C.O., and Grindlay, J.E., “An extensive census of Hubble Space Telescope counterparts to Chandra X-ray sources in the globular cluster 47 Tucanae. II. Time series and analysis”, *Astrophys. J.*, **596**, 1197–1219, (2003). 3.1, 3.2
- [56] Edmonds, P.D., Grindlay, J.E., Cool, A., Cohn, H., Lugger, P.M., and Bailyn, C.D., “Cataclysmic variables and a candidate helium white dwarf in the globular cluster NGC 6397”, *Astrophys. J.*, **516**, 250–262, (1999). 3, 3.1, 6
- [57] Eggleton, P.P., “Approximations to the radii of Roche lobes”, *Astrophys. J.*, **268**, 368–369, (1983). 5.3.3
- [58] Fabian, A.C., Pringle, J.E., and Rees, M.J., “Tidal capture formation of binary systems and X-ray sources in globular clusters”, *Mon. Not. R. Astron. Soc.*, **172**, 15–18, (1975).
ADS: <http://adsabs.harvard.edu/abs/1975MNRAS.172P..15F>. 4.3
- [59] Ferraro, F.R., D’Amico, N., Possenti, A., Mignani, R.P., and Paltrinieri, B., “Blue stragglers, young white dwarfs and UV-excess stars in the core of 47 Tuc”, *Astrophys. J.*, **561**, 337–345, (2001). Related online version (cited on 3 July 2001): <http://arXiv.org/abs/astro-ph/0107056>. 3.1
- [60] Ferraro, F.R., Paltrinieri, B., Paresce, F., and De Marchi, G., “Very Large Telescope observations of the peculiar globular cluster NGC 6712: Discovery of a UV, H α -excess star in the core”, *Astrophys. J. Lett.*, **542**, L29–L32, (2000). 3.1
- [61] Ferraro, F.R., Paltrinieri, B., Rood, R.T., Fusi Pecci, F., and Buananno, R., “Another faint ultraviolet object associated with a globular cluster X-ray source: The case of M92”, *Astrophys. J.*, **537**, 312–318, (2000). 3.1
- [62] Fregeau, J.M., Cheung, P., Portegies Zwart, S.F., and Rasio, F.A., “Stellar collisions during binary-binary and binary-single star interactions”, *Mon. Not. R. Astron. Soc.*, **352**, 1–19, (2004). 3, 4.3, 5.3.2
- [63] Fregeau, J.M., Gürkan, M.A., Joshi, K.J., and Rasio, F.A., “Monte Carlo simulations of globular cluster evolution. III. Primordial binary interactions”, *Astrophys. J.*, **593**, 772–787, (2003). 5.2
- [64] Freire, P.C.C., “Pulsars in Globular Clusters”, personal homepage, National Astronomy and Ionosphere Center. URL (cited on 11 June 2008): <http://www.naic.edu/~pfreire/GCpsr.html>. 3.3
- [65] Freire, P.C.C., Camilo, F., Lorimer, D.R., Lyne, A.G., Manchester, R.N., and D’Amico, N., “Timing the millisecond pulsars in 47 Tucanae”, *Mon. Not. R. Astron. Soc.*, **326**, 901–915, (2001). Related online version (cited on 22 March 2001): <http://arXiv.org/abs/astro-ph/0103372>. 3

- [66] Freire, P.C.C., Gupta, Y., Ransom, S.M., and Ishwara-Chandra, C.H., “Giant Metrewave Radio Telescope discovery of a millisecond pulsar in a very eccentric binary system”, *Astrophys. J. Lett.*, **606**, L53–L56, (2004). [3.3](#)
- [67] Freire, P.C.C., Kramer, M., Lyne, A.G., Camilo, F., Manchester, R.N., and D’Amico, N., “Detection of ionized gas in the globular cluster 47 Tucanae”, *Astrophys. J. Lett.*, **557**, L105–L108, (2001). Related online version (cited on 11 July 2001): <http://arXiv.org/abs/astro-ph/0107206>. [2.1](#)
- [68] Freire, P.C.C., Wolszczan, A., van den Berg, M., and Hessels, J.W.T., “A Massive Neutron Star in the Globular Cluster M5”, *Astrophys. J.*, **679**, 1433–1442, (2008). Related online version (cited on 11 June 2008): <http://arXiv.org/abs/0712.3826>. [3](#)
- [69] Freitag, M., and Benz, W., “A new Monte Carlo code for star cluster simulations: I. Relaxation”, *Astron. Astrophys.*, **375**, 711–738, (2001). ADS: <http://adsabs.harvard.edu/abs/2001A&A...375..711F>. [5.2](#)
- [70] Freitag, M., Gürkan, M.A., and Rasio, F.A., “Runaway collisions in young star clusters. II. Numerical results”, *Mon. Not. R. Astron. Soc.*, submitted, (2005). Related online version (cited on 4 May 2005): <http://arXiv.org/abs/astro-ph/0503130>. [4.3](#)
- [71] Fruchter, A.S., and Goss, W.M., “Deep radio imaging of globular clusters and the cluster pulsar population”, *Astrophys. J.*, **536**, 865–874, (2000). [3](#), [3.3](#), [3.3](#)
- [72] Fukushige, T., Makino, J., and Kawai, A., “GRAPE-6A: A single-card GRAPE-6 for parallel PC-GRAPE cluster system”, *Publ. Astron. Soc. Japan*, submitted, (2005). Related online version (cited on 19 April 2005): <http://arXiv.org/abs/astro-ph/0504407>. [5.1](#)
- [73] Gao, B., Goodman, J., Cohn, H., and Murphy, B., “Fokker–Planck calculations of star clusters with primordial binaries”, *Astrophys. J.*, **370**, 567–582, (1991). [5.2](#)
- [74] Gebhardt, K., Pryor, C., O’Connell, R.D., Williams, T.B., and Hesser, J.E., “Canada-France-Hawaii Telescope adaptive optics observations of the central kinematics in M15”, *Astron. J.*, **119**, 1268–1281, (2000). [3](#)
- [75] Gendre, B., Barret, D., and Webb, N.A., “An XMM-Newton observation of the globular cluster Omega Centauri”, *Astron. Astrophys.*, **400**, 521–531, (2003). [3.1](#), [3.2](#)
- [76] Geyer, M.P., and Burkert, A., “Formation of globular clusters in turbulent molecular clouds”, in Geisler, D., Grebel, E.K., and Minniti, D., eds., *Extragalactic Star Clusters*, Proceedings of the 207th Symposium of the IAU held in Pucón, Chile, 12–16 March 2001, IAU Symposia, vol. 207, p. 678, (Astronomical Society of the Pacific, San Francisco, U.S.A., 2002). Related online version (cited on 26 July 2001): <http://arXiv.org/abs/astro-ph/0106016>. [2.3](#)
- [77] Giersz, M., “Monte Carlo simulations of star clusters – I. First results”, *Mon. Not. R. Astron. Soc.*, **298**, 1239–1248, (1998). [5.2](#)
- [78] Giersz, M., “Monte Carlo simulations of star clusters – II. Tidally limited, multi-mass systems with stellar evolution”, *Mon. Not. R. Astron. Soc.*, **324**, 218–230, (2001). [5.2](#)

- [79] Giersz, M., and Heggie, D.C., “Statistics of N -body simulations – III. Unequal masses”, *Mon. Not. R. Astron. Soc.*, **279**, 1037–1056, (1996). [2.3](#)
- [80] Giersz, M., and Spurzem, R., “Comparing direct N -body integration with anisotropic gaseous models of star clusters”, *Mon. Not. R. Astron. Soc.*, **269**, 241–256, (1994).
ADS: <http://adsabs.harvard.edu/abs/1993astro.ph..5033G>. [5.2](#)
- [81] Giersz, M., and Spurzem, R., “A stochastic Monte Carlo approach to model real star cluster evolution, II. Self-consistent models and primordial binaries”, *Mon. Not. R. Astron. Soc.*, **317**, 581–606, (2000). [5.2](#), [5.3.2](#)
- [82] Giersz, M., and Spurzem, R., “A stochastic Monte Carlo approach to model real star cluster evolution, III. Direct integration of three- and four-body interactions”, *Mon. Not. R. Astron. Soc.*, **343**, 781–795, (2003). [5.2](#), [5.3](#), [5.3.2](#)
- [83] Gnedin, O.Y., and Ostriker, J.P., “Destruction of the galactic globular cluster system”, *Astrophys. J.*, **474**, 223–255, (1997). [2.2](#)
- [84] Goldman, I., and Mazeh, T., “On the orbital circularization of close binaries”, *Astrophys. J.*, **376**, 260–265, (1991). [4.1](#)
- [85] Goodman, J., Heggie, D.C., and Hut, P., “On the exponential instability of N -body systems”, *Astrophys. J.*, **415**, 715–733, (1993). [5.1](#)
- [86] Grindlay, J.E., “Magnetic CVs in Globular Clusters”, in Hellier, C., and Mukai, K., eds., *Annapolis Workshop on Magnetic Cataclysmic Variables*, ASP Conference Series, vol. 157, p. 377, (Astronomical Society of the Pacific, San Francisco, U.S.A., 1999). [3](#)
- [87] Grindlay, J.E., Cool, A.M., and Bailyn, C.D., “CVs and millisecond pulsar progenitors in globular clusters”, in Janes, K., ed., *The Formation and Evolution of Star Clusters*, ASP Conference Series, vol. 13, pp. 396–400, (Astronomical Society of the Pacific, San Francisco, U.S.A., 1991). [3.1](#)
- [88] Grindlay, J.E., Heinke, C.O., Edmonds, P.D., and Murray, S.S., “High-resolution X-ray imaging of a globular cluster core: Compact binaries in 47 Tuc”, *Science*, **292**, 2290–2295, (2001). [3](#), [3.2](#)
- [89] Grindlay, J.E., Heinke, C.O., Edmonds, P.D., Murray, S.S., and Cool, A.M., “Chandra exposes the core collapsed globular cluster NGC 6397”, *Astrophys. J. Lett.*, **563**, L53–L56, (2001). Related online version (cited on 15 August 2001):
<http://arXiv.org/abs/astro-ph/0108265>. [3](#), [3.2](#)
- [90] Guhathakurta, P., Yanny, B., Schneider, D.P., and Bahcall, J.N., “Globular cluster photometry with the Hubble Space Telescope. V. WFPC2 study of M15’s central density cusp”, *Astron. J.*, **111**, 267–282, (1996). [3](#)
- [91] Gürkan, M.A., Freitag, M., and Rasio, F.A., “Formation of massive black holes in dense star clusters. I. Mass segregation and core collapse”, *Astrophys. J.*, **604**, 632–652, (2004).
ADS: <http://adsabs.harvard.edu/abs/2004ApJ...604..632G>. [4.3](#)
- [92] Hansen, B.M.S., Kalogera, V., and Rasio, F.A., “Helium core white dwarfs in globular clusters”, *Astrophys. J.*, **586**, 1364–1373, (2003). [3](#)

- [93] Hansen, B.M.S., Richer, H.B., Fahlman, G.G., Stetson, P.B., Brewer, J., Currie, T., Gibson, B.K., Ibata, R.A., Rich, R.M., and Shara, M.M., “Hubble Space Telescope observations of the white dwarf cooling sequence of M4”, *Astrophys. J. Suppl. Ser.*, **155**, 551–576, (2004). [3](#), [3.1](#)
- [94] Harris, W.E., “Globular cluster systems in galaxies beyond the local group”, *Annu. Rev. Astron. Astrophys.*, **29**, 543–579, (1991). [1](#)
- [95] Harris, W.E., “A catalog of parameters for globular clusters in the Milky Way”, *Astron. J.*, **112**, 1487–1488, (1996). Related online version (cited on 31 January 2006): <http://www.physics.mcmaster.ca/Globular.html>. [2](#), [1](#)
- [96] Heggie, D.C., “Binary evolution in stellar dynamics”, *Mon. Not. R. Astron. Soc.*, **173**, 729–787, (1975). [4.3](#)
- [97] Heggie, D.C., Giersz, M., Spurzem, R., and Takahashi, K., “Dynamical simulations: Methods and comparisons”, in Andersen, J., ed., *Highlights of Astronomy*, Proceedings of the 23rd IAU General Assembly, August 18–30, 1997, in Kyoto, Japan, Highlights of Astronomy, vol. 11, p. 591, (Kluwer, Dordrecht, Netherlands, 1998). [5](#)
- [98] Heggie, D.C., and Hut, P., *The Gravitational Million-Body Problem: A Multidisciplinary Approach to Star Cluster Dynamics*, (Cambridge University Press, Cambridge, U.K.; New York, U.S.A., 2003). Related online version (cited on 27 January 2006): <http://www.ids.ias.edu/~piet/publ/gmbp.html>. [1](#), [5.1](#)
- [99] Heinke, C.O., Edmonds, P.D., and Grindlay, J.E., “Identification of the LMXB and faint X-ray sources in NGC 6652”, *Astrophys. J.*, **562**, 363–367, (2001). Related online version (cited on 26 July 2001): <http://arXiv.org/abs/astro-ph/0107513>. [3.2](#), [3.2](#)
- [100] Heinke, C.O., Edmonds, P.D., Grindlay, J.E., Lloyd, D.A., Cohn, H.N., and Lugger, P.M., “A Chandra X-ray study of the dense globular cluster Terzan 5”, *Astrophys. J.*, **590**, 809–821, (2003). [3.1](#), [3.2](#), [3.2](#)
- [101] Heinke, C.O., Grindlay, J.E., Edmonds, P.D., Lloyd, D.A., Murray, S.S., Cohn, H.N., and Lugger, P.M., “A Chandra X-ray study of the globular cluster M80”, *Astrophys. J.*, **598**, 516–526, (2003). [3.1](#), [3.2](#)
- [102] Hénon, M., “The Monte Carlo method”, *Astrophys. Space Sci.*, **14**, 151–167, (1971). [5.2](#)
- [103] Hénon, M., “Monte Carlo models of star clusters”, *Astrophys. Space Sci.*, **13**, 284–299, (1971). [5.2](#)
- [104] Hessels, J.W.T., Ransom, S.M., Stairs, I.H., Kaspi, V.M., Freire, P.C.C., Backer, D.C., and Lorimer, D.R., “A 20 cm search for pulsars in globular clusters with Arecibo and the GBT”, in Camilo, F., and Gaensler, B.M., eds., *Young Neutron Stars and Their Environments*, Proceedings of an IAU Symposium on 14–17 July 2003 in Sydney, Australia, ASP Conference Series, vol. 218, (Astronomical Society of the Pacific, San Francisco, U.S.A., 2004). Related online version (cited on 27 January 2006): <http://arxiv.org/abs/astro-ph/0402182>. [3.3](#)
- [105] Hilditch, R.W., *An Introduction to Close Binary Stars*, (Cambridge University Press, Cambridge, U.K.; New York, U.S.A., 2001). [1](#), [4.1](#)

- [106] Hills, J.G., “Encounters between single and binary stars: The effect of intruder mass on the maximum impact velocity for which the mean change in binding energy is positive”, *Astron. J.*, **99**, 979–982, (1990). [4.3](#)
- [107] Hills, D., Bender, P.L., and Webbink, R.F., “Gravitational radiation from the Galaxy”, *Astrophys. J.*, **360**, 75–94, (1990). [4.2](#), [5.3.3](#)
- [108] Hjellming, M.S., and Webbink, R.F., “Thresholds for rapid mass transfer in binary systems. I. Polytropic models”, *Astrophys. J.*, **318**, 794–808, (1987). [4.2](#)
- [109] Homer, L., Anderson, S.F., Margon, B., and Deutsch, E.W., “Optical identification of the X-ray burster in the globular cluster NGC 1851”, *Astrophys. J. Lett.*, **550**, L155–L157, (2001). [3.2](#)
- [110] Homer, L., Deutsch, E.W., Anderson, S.F., and Margon, B., “The rapid burster in Liller 1: the Chandra X-ray position and a search for an IR counterpart”, *Astron. J.*, **122**, 2627–2633, (2001). Related online version (cited on 18 July 2001): <http://arXiv.org/abs/astro-ph/0106140>. [3.2](#)
- [111] Hurley, J.R., Pols, O.R., and Tout, C.A., “Comprehensive analytic formulae for stellar evolution as a function of mass and metallicity”, *Mon. Not. R. Astron. Soc.*, **315**, 543–569, (2000). [4.2](#)
- [112] Hurley, J.R., and Shara, M.M., “White dwarf sequences in dense star clusters”, *Astrophys. J.*, **589**, 179–198, (2003). [5.3](#), [5.3.1](#)
- [113] Hurley, J.R., Tout, C.A., Aarseth, S.J., and Pols, O.R., “Direct N -body modelling of stellar populations: Blue stragglers in M67”, *Mon. Not. R. Astron. Soc.*, **323**, 630–650, (2001). [5.3.1](#)
- [114] Hurt, R.L., Jarrett, T.H., Kirkpatrick, J.D., and Cutri, R.M., “Serendipitous 2MASS discoveries near the galactic plane: A spiral galaxy and two globular clusters”, *Astron. J.*, **120**, 1876–1883, (2000). [2](#)
- [115] Hut, P., “Blue Stragglers as Tracers of Globular Cluster Evolution”, in Saffer, R.E., ed., *Blue Stragglers*, ASP Conference Series, vol. 53, p. 44, (Astronomical Society of the Pacific, San Francisco, U.S.A., 1993). [3](#), [5.1](#)
- [116] Hut, P., McMillan, S., Goodman, J., Mateo, M., Phinney, E.S., Pryor, C., Richer, H.B., Verbunt, F., and Weinberg, M., “Binaries in globular clusters”, *Publ. Astron. Soc. Pac.*, **104**, 981–1034, (1992). [1](#), [2.3](#), [4.3](#)
- [117] Hut, P., McMillan, S., and Romani, R.W., “The evolution of a primordial binary population in a globular cluster”, *Astrophys. J.*, **389**, 527–545, (1992). [4.3](#)
- [118] Hut, P., McMillan, S.L.W., Makino, J., and Portegies Zwart, S.F., “Starlab: A Software Environment for Collisional Stellar Dynamics”, project homepage, Institute for Advanced Studies. URL (cited on 12 August 2001): <http://www.sns.ias.edu/~starlab/starlab.html>. [5.1](#)
- [119] Iben Jr, I., Tutukov, A.V., and Yungelson, L.R., “Helium and carbon-oxygen white dwarfs in close binaries”, *Astrophys. J.*, **475**, 291–299, (1997). [4.2](#)
- [120] Ivanova, N., Belczynski, K., Fregeau, J.M., and Rasio, F.A., “The evolution of binary fractions in globular clusters”, *Mon. Not. R. Astron. Soc.*, **358**, 572–584, (2005). [4.3](#), [5.3](#), [5.3.2](#), [10](#), [5.3.3](#)

- [121] Ivanova, N., Heinke, C.O., Rasio, F.A., Belczynski, K., and Fregeau, J.M., “Formation and evolution of compact binaries in globular clusters – II. Binaries with neutron stars”, *Mon. Not. R. Astron. Soc.*, **386**, 553–576, (2008). Related online version (cited on 11 June 2008): <http://arXiv.org/abs/0706.409>. **3**
- [122] Ivanova, N., Rasio, F.A., Lombardi, J.C., Dooley, K.L., and Proulx, Z.F., “Formation of Ultracompact X-Ray Binaries in Dense Star Clusters”, *Astrophys. J. Lett.*, **621**, L109–L112, (2005).
ADS: <http://adsabs.harvard.edu/abs/2005ApJ...621L.109I>. **5.3.3**, **5.3.4**
- [123] Jacoby, B.A., Chandler, A.M., Backer, D.C., Anderson, S.B., and Kulkarni, S.R., “Pulsars in M62”, *IAU Circ.*, **7783**, 1, (2002). **3.3**
- [124] Johnston, H.M., and Verbunt, F., “The globular cluster population of low-luminosity X-ray sources”, *Astron. Astrophys.*, **312**, 80–87, (1996). **3**, **3.2**, **3.2**
- [125] Joshi, K.J., Nave, C.P., and Rasio, F.A., “Monte Carlo simulations of globular cluster evolution. II. Mass spectra, stellar evolution, and lifetimes in the galaxy”, *Astrophys. J.*, **550**, 691–702, (2001). **5.3.2**
- [126] Joshi, K.J., Rasio, F.A., and Portegies Zwart, S.F., “Monte Carlo simulations of globular cluster evolution. I. Method and test calculations”, *Astrophys. J.*, **540**, 969–982, (2000). **2.3**, **4**, **5.2**, **5.3.2**
- [127] Kalogera, V., King, A.R., and Rasio, F.A., “Could black hole X-ray binaries be detected in globular clusters?”, *Astrophys. J. Lett.*, **601**, 171–174, (2004). **3**
- [128] Kałużny, J., and Thompson, I.B., “Time series photometry of variable stars in the globular cluster NGC 6397”, *Astron. J.*, **125**, 2534–2542, (2003). **3.1**
- [129] Kim, E., Einsel, C., Lee, H.M., Spurzem, R., and Lee, M.G., “Dynamical evolution of rotating stellar systems – II. Post-collapse, equal mass system”, *Mon. Not. R. Astron. Soc.*, **334**, 310–322, (2002). Related online version (cited on 5 September 2001): <http://arXiv.org/abs/astro-ph/0109062>. **5.2**
- [130] King, A.R., Frank, J., Kolb, U., and Ritter, H., “Global analysis of mass transfer cycles in cataclysmic variables”, *Astrophys. J.*, **467**, 761–772, (1996). **4.2**
- [131] King, I.R., Stanford, S.A., Albrecht, R., Barbieri, C., Blades, J.C., Boksenberg, A., Crane, P., Disney, M.J., Deharveng, J.M., Jakobsen, P., Kamperman, T.M., Macchetto, F., Mackay, C.D., Paresce, F., Weigelt, G., Baxter, D., Greenfield, P., Jędrzejewski, R., Nota, A., Sparks, W.B., and Sosin, C., “Detection of an ultraviolet and visible counterpart of the NGC 6624 X-ray burster”, *Astrophys. J. Lett.*, **413**, L117–L120, (1993). **3.2**
- [132] Knigge, C., “Far-ultraviolet surveys of globular clusters: Hunting for the products of stellar collisions and near misses”, *Mod. Phys. Lett. A*, **19**, 2013–2027, (2004). Related online version (cited on 2 July 2004): <http://arXiv.org/abs/astro-ph/0407054>. **3**
- [133] Knigge, C., Shara, M.M., Zurek, D.R., Long, K.S., and Gilliland, R.L., “A Far-Ultraviolet Spectroscopic Survey of the Globular Cluster 47 Tuc”, in Shara, M.M., ed., *Stellar Collisions, Mergers and their Consequences*, Proceedings of the conference held in New York, USA, 30 May – 2 June, 2000, ASP Conference Proceedings, vol. 263, p. 137, (Astronomical Society of the Pacific, San Francisco, U.S.A., 2002). Related online version (cited on 8 December 2000): <http://arXiv.org/abs/astro-ph/0012187>. **3**, **3.1**

- [134] Knigge, C., Zurek, D.R., Shara, M.M., and Long, K.S., “A far-ultraviolet survey of 47 Tucanae. I. Imaging”, *Astrophys. J.*, **579**, 752–759, (2002). [3.1](#)
- [135] Kobulnicky, H.A., Monson, A.J., Buckalew, B.A., Darnel, J.M., Uzpen, B., Meade, M.R., Babler, B.L., Indebetouw, R., Whitney, B.A., Watson, C., Churchwell, E., Wolfire, M.G., Wolff, M.J., Clemens, D.P., Shah, R., Bania, T.M., Benjamin, R.A., Cohen, M., Dickey, J.M., Jackson, J.M., Marston, A.P., Mathis, J.S., Mercer, E.P., Stauffer, J.R., Stolovy, S.R., Norris, J.P., Kutuyev, A., Canterna, R., and Pierce, M.J., “Discovery of a New Low-Latitude Milky Way Globular Cluster using GLIMPSE”, *Astron. J.*, **129**, 239–250, (2005). Related online version (cited on 16 October 2004): <http://arXiv.org/abs/astro-ph/0410400>. [2](#)
- [136] Kong, A.K.H., Bassa, C., Pooley, D., Lewin, W.H.G., Homer, L., Verbunt, F., Anderson, S.F., and Margon, B., “Chandra and Hubble Space Telescope Study of the Globular Cluster NGC 288”, *Astrophys. J.*, **647**, 1065–1074, (2006). Related online version (cited on 11 June 2008): <http://arXiv.org/abs/astro-ph/0603374>. [3.1](#)
- [137] Kroupa, P., “The local stellar initial mass function”, in Deiters, S., Fuchs, B., Just, A., Spurzem, R., and Wielen, R., eds., *Dynamics of Star Clusters and the Milky Way (Star2000)*, International Spring Meeting of the Astronomische Gesellschaft, March 20–24, 2000, Heidelberg, Germany, vol. 228, p. 187, (Astronomical Society of the Pacific, San Francisco, U.S.A., 2001). Related online version (cited on 17 November 2000): <http://arXiv.org/abs/astro-ph/0011328>. [2.3](#)
- [138] Kroupa, P., “On the variation of the initial mass function”, *Mon. Not. R. Astron. Soc.*, **322**, 231–246, (2001). [2.3](#)
- [139] Kroupa, P., Aarseth, S.J., and Hurley, J., “The formation of a bound star cluster: From the Orion Nebula Cluster to the Pleiades”, *Mon. Not. R. Astron. Soc.*, **321**, 699–712, (2001). [5.3.1](#)
- [140] Kroupa, P., and Burkert, A., “On the origin of the distribution of binary star periods”, *Astrophys. J.*, **555**, 945–949, (2001). [5.3.1](#)
- [141] Kulkarni, S.R., Hut, P., and McMillan, S., “Stellar black holes in globular clusters”, *Nature*, **364**, 421–423, (1993). [4.3](#)
- [142] Kulkarni, S.R., Narayan, R., and Romani, R.W., “The pulsar content of globular clusters”, *Astrophys. J.*, **356**, 174–183, (1990). [5.3.4](#)
- [143] Leigh, N., Sills, A., and Knigge, C., “Where the blue stragglers roam: searching for a link between formation and environment”, *Astrophys. J.*, **661**, 210–221, (2007). [3](#)
- [144] Lorimer, D.R., “Binary and Millisecond Pulsars”, *Living Rev. Relativity*, **8**, lrr-2005-7, (1998). URL (cited on 20 November 2005): <http://www.livingreviews.org/lrr-2005-7>. [3](#), [5.3.4](#), [6](#)
- [145] Louis, P.D., and Spurzem, R., “Anisotropic gaseous models for the evolution of star clusters”, *Mon. Not. R. Astron. Soc.*, **251**, 408–426, (1991). [5.2](#)
- [146] Lugger, P.M., Cohn, H.N., Heinke, C.O., Grindlay, J.E., and Edmonds, P.D., “Chandra X-Ray Sources in the Collapsed-Core Globular Cluster M30 (NGC 7099)”, *Astrophys. J.*, **657**, 286–301, (2007).
ADS: <http://adsabs.harvard.edu/abs/2007ApJ...657..286L>. [3.1](#)

- [147] Lynden-Bell, D., and O’Dwyer, J.P., “One mass-radius relation for planets, white dwarfs and neutron stars”, (2001). URL (cited on 27 April 2001):
<http://arXiv.org/abs/astro-ph/0104450>. 5.3.3, 5.3.4
- [148] MacNamara, B.J., Harrison, T.E., and Anderson, J., “Does M15 possess an intermediate-mass black hole in its core?”, *Astrophys. J.*, **595**, 187–194, (2003). 3
- [149] Madsen, S., “Hyades dynamics from N -body simulations: Accuracy of astrometric radial velocities from Hipparcos”, *Astron. Astrophys.*, **401**, 565–576, (2003). 5.3.1
- [150] Makino, J., and Taiji, M., *Scientific Simulations with Special-Purpose Computers: The GRAPE Systems*, (Wiley, Chichester, U.K.; New York, U.S.A., 1998). 5.1
- [151] Manybody, “MODEST”, project homepage. URL (cited on 25 May 2005):
<http://www.manybody.org/modest/>. 4.3, 5, 5.1, 5.2
- [152] Margon, B., Downes, R.A., and Gunn, J.E., “M5 V101: A close binary system in a globular cluster”, *Astrophys. J. Lett.*, **247**, L89–L92, (1981). 3, 3.1
- [153] McLaughlin, D.E., Anderson, J., Meylan, G., Gebhardt, K., Pryor, C., Minniti, D., and Phinney, S., “Hubble Space Telescope Proper Motions and Stellar Dynamics in the Core of the Globular Cluster 47 Tucanae”, *Astrophys. J. Suppl. Ser.*, **166**, 249–297, (2006). Related online version (cited on 11 June 2001):
<http://arXiv.org/abs/astro-ph/0607597>. 3
- [154] McMillan, S.L.W., “Resonant Binary interactions”, personal homepage, Drexel University, (2001). URL (cited on 11 August 2001):
<http://www.physics.drexel.edu/~steve/resonance.html>. 8
- [155] McMillan, S.L.W., Pryor, C., and Phinney, E.S., “Binaries in globular clusters”, in Anderson, J., ed., *Highlights of Astronomy*, Proceedings of the 23rd IAU General Assembly, August 18–30, 1997, in Kyoto, Japan, Highlights of Astronomy, vol. 11A, p. 616, (Kluwer, Dordrecht, Netherlands, 1998). 1, 4.3
- [156] Meylan, G., “Internal Dynamics of Globular Clusters”, in Gurzadyan, V.G., and Ruffini, R., eds., *The Chaotic Universe*, Proceedings of the Second ICRA Network Workshop, Rome, Pescara, Italy, 1–5 February 1999, Advanced Series in Astrophysics and Cosmology, vol. 10, pp. 76–106, (World Scientific, Singapore; River Edge, U.S.A., 2000). Related online version (cited on 5 March 2001):
<http://arXiv.org/abs/astro-ph/9912495>. 1, 2.3
- [157] Meylan, G., and Heggie, D.C., “Internal dynamics of globular clusters”, *Astron. Astrophys. Rev.*, **8**, 1–143, (1997). 1, 2.3, 2.3, 2.3
- [158] Middleditch, J., and Kristian, J., “A search for young, luminous optical pulsars in extragalactic supernova remnants”, *Astrophys. J.*, **279**, 157–161, (1984). 3
- [159] Miller, M.C., and Colbert, E.J.M., “Intermediate mass black holes”, *Int. J. Mod. Phys. D*, **13**, 1–64, (2004). 3, 4.3
- [160] Miller, M.C., and Hamilton, D.P., “Production of intermediate-mass black holes in globular clusters”, *Mon. Not. R. Astron. Soc.*, **330**, 232–240, (2002). Related online version (cited on 11 June 2001):
<http://arXiv.org/abs/astro-ph/0106188>. 3, 5.3

- [161] Miocchi, P., “Central energy equipartition in multimass models of globular clusters”, *Mon. Not. R. Astron. Soc.*, **366**, 227–234, (2005). Related online version (cited on 9 November 2005):
<http://arXiv.org/abs/astro-ph/0511263>. 2.2
- [162] Moehler, S., Heber, U., Napiwotzki, R., Koester, D., and Renzini, A., “First VLT spectra of white dwarfs in a globular cluster”, *Astron. Astrophys.*, **354**, L75–L78, (2000). 3.1
- [163] Moehler, S., Koester, D., Zoccali, M., Ferraro, F.R., Heber, U., Napiwotzki, R., and Renzini, A., “Spectral types and masses of white dwarfs in globular clusters”, *Astron. Astrophys.*, **420**, 515–525, (2004). Related online version (cited on 10 March 2004):
<http://arXiv.org/abs/astro-ph/0403245>. 3, 3.1
- [164] Monelli, M., Corsi, C.E., Castellani, V., Ferraro, I., Iannicola, G., Prada Moroni, P.G., Bono, G., Buonanno, R., Calamida, A., Freyhammer, L.M., Pulone, L., and Stetson, P.B., “The discovery of more than 2000 white dwarfs in the globular cluster ω Centauri”, *Astrophys. J. Lett.*, **621**, 117–120, (2005). 3, 3.1
- [165] Mukai, K., and Smale, A.P., “The low-mass X-ray binary X1832-330 in the globular cluster NGC 6652: A serendipitous ASCA observation”, *Astrophys. J.*, **533**, 352–357, (2000). 3.2
- [166] Neill, J.D., Shara, M.M., Caulet, A., and Buckley, D.A.H., “The first orbital period for a dwarf nova in a globular cluster: V101 in M5”, *Astron. J.*, **123**, 3298–3304, (2002). 3.1
- [167] Nelemans, G., Portegies Zwart, S.F., Verbunt, F., and Yungelson, L.R., “Population synthesis for double white dwarfs. II. Semi-detached systems: AM CVn stars”, *Astron. Astrophys.*, **368**, 939–949, (2001).
ADS: <http://adsabs.harvard.edu/abs/2001A&A...368..939N>. 4.2
- [168] Nelemans, G., Yungelson, L.R., Portegies Zwart, S.F., and Verbunt, F., “Populations synthesis for double white dwarfs. I. Close detached systems”, *Astron. Astrophys.*, **365**, 491–507, (2001). 4.2
- [169] Nieto, J.-L., Auriere, M., Sebag, J., Arnaud, J., Lelievre, G., Blazit, A., Foy, R., Bonaldo, S., and Thouvenot, E., “The optical counterpart of the X-ray binary in the globular cluster NGC 6712”, *Astron. Astrophys.*, **239**, 155–162, (1990). 3.2
- [170] Noyola, E., Gebhardt, K., and Bergmann, M., “Gemini and Hubble Space Telescope Evidence for an Intermediate-Mass Black Hole in ω Centauri”, *Astrophys. J.*, **676**, 1008–1015, (2008). Related online version (cited on 11 June 2008):
<http://arXiv.org/abs/0801.27>. 3
- [171] Padmanabhan, T., *Theoretical Astrophysics, Volume I: Astrophysical Processes*, (Cambridge University Press, Cambridge, U.K.; New York, U.S.A., 2000). 1, 2.2
- [172] Padmanabhan, T., *Theoretical Astrophysics, Volume II: Stars and Stellar Systems*, (Cambridge University Press, Cambridge, U.K.; New York, U.S.A., 2001). 1, 2.2, 2.2, 2.3, 4.2, 4.3, 5.2
- [173] Paresce, F., and De Marchi, G., “A dwarf nova in the core of 47 Tucanae”, *Astrophys. J. Lett.*, **427**, L33–L35, (1994). 3.1
- [174] Paresce, F., De Marchi, G., and Romaniello, M., “Very low mass stars and white dwarfs in NGC 6397”, *Astrophys. J.*, **440**, 216–226, (1995). 3.1

- [175] Pasquali, A., De Marchi, G., Pulone, L., and Brigas, M.S., “The global mass function of M15”, *Astron. Astrophys.*, **428**, 469–478, (2004). [3](#)
- [176] Peters, P.C., and Mathews, J., “Gravitational Radiation from Point Masses in a Keplerian Orbit”, *Phys. Rev.*, **131**, 435–440, (1963). [5.3.4](#), [6](#)
- [177] Pfahl, E., Rappaport, S., and Podsiadlowski, P., “A Comprehensive Study of Neutron Star Retention in Globular Clusters”, *Astrophys. J.*, **573**, 283–305, (2002).
ADS: <http://adsabs.harvard.edu/abs/2002ApJ...573..283P>. [7](#), [4.2](#), [5.3](#)
- [178] Pfahl, E., Rappaport, S., Podsiadlowski, P., and Spruit, H., “A New Class of High-Mass X-Ray Binaries: Implications for Core Collapse and Neutron Star Recoil”, *Astrophys. J.*, **574**, 364–376, (2002).
ADS: <http://adsabs.harvard.edu/abs/2002ApJ...574..364P>. [4.2](#)
- [179] Pierro, V., and Pinto, I.M., “Steady state population statistics of compact binary stars”, *Astrophys. J.*, **469**, 272–279, (1996). [5.3.3](#)
- [180] Piotto, G., De Angelli, F., King, I.R., Djorgovski, S.G., Bono, G., Cassisi, S., Meylan, G., Recio-Blanco, A., Rich, R.M., and Davies, M.B., “Relative frequencies of blue stragglers in galactic globular clusters: Constraints for the formation mechanisms”, *Astrophys. J. Lett.*, **604**, 109–112, (2004). [3](#)
- [181] Podsiadlowski, P., Rappaport, S., and Pfahl, E.D., “Evolutionary Sequences for Low- and Intermediate-Mass X-Ray Binaries”, *Astrophys. J.*, **565**, 1107–1133, (2002).
ADS: <http://adsabs.harvard.edu/abs/2002ApJ...565.1107P>. [1](#), [4.3](#)
- [182] Pooley, D., Lewin, W.H.G., Homer, L., Verbunt, F., Anderson, S.F., Gaensler, B.M., Margon, B., Miller, J.M., Fox, D.W., Kaspi, V.M., and van der Klis, M., “Optical identification of multiple faint X-ray sources in the globular cluster NGC 6752: Evidence for numerous cataclysmic variables”, *Astrophys. J.*, **569**, 405–417, (2002). [3.1](#), [3.2](#)
- [183] Pooley, D., Lewin, W.H.G., Verbunt, F., Homer, L., Margon, B., Gaensler, B.M., Kaspi, V.M., Miller, J.M., Fox, D.W., and van der Klis, M., “Chandra observation of the globular cluster NGC 6440 and the nature of cluster X-ray luminosity functions”, *Astrophys. J.*, **573**, 184–190, (2002). [3.1](#), [3.2](#)
- [184] Popov, S.B., and Prokhorov, M.E., “Evolution of isolated neutron stars in globular clusters: Number of accretors”, *Astron. Astrophys. Trans.*, **21**, 217–221, (2002). Related online version (cited on 12 February 2001):
<http://arXiv.org/abs/astro-ph/0102201>. [5.3](#)
- [185] Portegies Zwart, S.F., Baumgardt, H., Hut, P., Makino, J., and McMillan, S.L.W., “The formation of massive black holes through collision runaway in dense young stellar clusters”, *Nature*, **428**, 724–726, (2004). [4.3](#)
- [186] Portegies Zwart, S.F., Hut, P., McMillan, S.L.W., and Makino, J., “Star cluster ecology – V. Dissection of an open star cluster: spectroscopy”, *Mon. Not. R. Astron. Soc.*, **351**, 473–486, (2004). [5.3.1](#)
- [187] Portegies Zwart, S.F., Makino, J., McMillan, S.L.W., and Hut, P., “Star cluster ecology. III. Runaway collisions in young compact star clusters”, *Astron. Astrophys.*, **348**, 117–126, (1999). [5.1](#)

- [188] Portegies Zwart, S.F., Makino, J., McMillan, S.L.W., and Hut, P., “Runaway collisions in star clusters”, in Shara, M.M., ed., *Stellar Collisions, Mergers and their Consequences*, Proceedings of the conference held in New York, USA, 30 May–2 June, 2000, ASP Conference Proceedings, vol. 263, p. 95, (Astronomical Society of the Pacific, San Francisco, U.S.A., 2002). Related online version (cited on 11 December 2000): <http://arXiv.org/abs/astro-ph/0012237>. 5.3.1
- [189] Portegies Zwart, S.F., and McMillan, S.L.W., “Black hole mergers in the universe”, *Astrophys. J. Lett.*, **528**, L17–L20, (2000). 3, 4.3, 5.3, 5.3.1
- [190] Portegies Zwart, S.F., McMillan, S.L.W., Hut, P., and Makino, J., “Star cluster ecology – IV. Dissection of an open star cluster: photometry”, *Mon. Not. R. Astron. Soc.*, **321**, 199–226, (2001). 5.3.1
- [191] Portegies Zwart, S.F., and Verbunt, F., “Population synthesis of high-mass binaries”, *Astron. Astrophys.*, **309**, 179–196, (1996). 4.2
- [192] Prince, T.A., Anderson, S.B., Kulkarni, S.R., and Wolszczan, A., “Timing observations of the 8 hour binary pulsar 2127+11C in the globular cluster M15”, *Astrophys. J. Lett.*, **374**, L41–L44, (1991). 5.3.4
- [193] Ramsay, G., and Wu, K., “Chandra observations of the globular cluster M 54”, *Astron. Astrophys.*, **447**, 199–203, (2006). Related online version (cited on 11 June 2008): <http://arXiv.org/abs/astro-ph/0510217>. 3.1
- [194] Ransom, S.M., Greenhill, L.J., Herrnstein, J.R., Manchester, R.N., Camilo, F., Eikenberry, S.S., and Lyne, A.G., “A binary millisecond pulsar in globular cluster NGC 6544”, *Astrophys. J. Lett.*, **546**, L25–L28, (2001). 3
- [195] Rappaport, S., Nelson, L.A., Ma, C.-P., and Joss, P.C., “The evolutionary status of 4U 1820-30”, *Astrophys. J.*, **322**, 842–851, (1987). 3, 5.3.4
- [196] Rappaport, S., Pfahl, E., Rasio, F.A., and Podsiadlowski, P., “Formation of Compact Binaries in Globular Clusters”, in Podsiadlowski, P., Rappaport, A., King, R., D’Antona, F., and Burder, L., eds., *Evolution of Binary and Multiple Star Systems: A Meeting in Celebration of Peter Eggleton’s 60th Birthday*, ASP Conference Series, vol. 229, p. 409, (Astronomical Society of the Pacific, San Francisco, U.S.A., 2001). Related online version (cited on 30 January 2001): <http://arXiv.org/abs/astro-ph/0101535>. 1, 5.3
- [197] Rasio, F.A., Fregeau, J.M., and Joshi, K.J., “Binaries and globular cluster dynamics”, in Vanbeveren, D., ed., *The Influence of Binaries on Stellar Population Studies*, Proceedings of the conference, held in Brussels, Belgium, 21–25 August 2000, Astrophysics and Space Science Library, vol. 264, pp. 387–401, (Kluwer Academic Publishers, Dordrecht, Netherlands; Boston, U.S.A., 2001). Related online version (cited on 1 March 2001): <http://arXiv.org/abs/astro-ph/0103001>. 1
- [198] Rasio, F.A., Pfahl, E.D., and Rappaport, S., “Formation of Short-Period Binary Pulsars in Globular Clusters”, *Astrophys. J. Lett.*, **532**, L47–L50, (2000).
ADS: <http://adsabs.harvard.edu/abs/2000ApJ...532L..47R>. 3, 4.1, 4.3, 4.3, 5.3, 5.3.2, 9, 5.3.4
- [199] Renzini, A., Bragaglia, A., Ferraro, F.R., Gilmozzi, R., Ortolani, S., Holberg, J.B., Liebert, J., Wesemael, F., and Bohlin, R.C., “The white dwarf distance to the globular cluster NGC

- 6752 (and its age) with the Hubble Space Telescope”, *Astrophys. J. Lett.*, **465**, L23–L26, (1996). [3.1](#)
- [200] Richer, H.B., Dotter, A., Hurley, J., Anderson, J., King, I., Davis, S., Fahlman, G.G., Hansen, B.M.S., Kalirai, J., Paust, N., Rich, R.M., and Shara, M.M., “Deep Advanced Camera for Surveys Imaging in the Globular Cluster NGC 6397: the Cluster Color-Magnitude Diagram and Luminosity Function”, *Astron. J.*, **135**, 2141–2154, (2008). [3](#)
- [201] Richer, H.B., Fahlman, G.G., Ibata, R.A., Pryor, C., Bell, R.A., Bolte, M., Bond, H.E., Harris, W.E., Hesser, J.E., Holland, S., Ivanans, N., Mandushev, G., Stetson, P.B., and Wood, M.A., “White dwarfs in globular clusters: Hubble Space Telescope observations of M4”, *Astrophys. J.*, **484**, 741–760, (1997). [3.1](#)
- [202] Richer, H.B., Fahlman, G.G., Ibata, R.A., Stetson, P.B., Bell, R.A., Bolte, M., Bond, H.E., Harris, W.E., Hesser, J.E., Mandushev, G., Pryor, C., and Vandenberg, D.A., “Hubble Space Telescope observations of white dwarfs in the globular cluster M4”, *Astrophys. J. Lett.*, **451**, L17–L20, (1995). [3.1](#)
- [203] Rosenberg, A., Piotto, G., Saviane, I., and Aparicio, A., “Photometric catalog of nearby globular clusters. I. A large homogeneous (V,I) color-magnitude diagram data-base”, *Astron. Astrophys. Suppl.*, **144**, 5–38, (2000). [3](#)
- [204] Rubenstein, E.P., and Bailyn, C.D., “Hubble Space Telescope observations of the post-core-collapse globular cluster NGC 6752. II. A large main-sequence binary population”, *Astrophys. J.*, **474**, 701–709, (1997). [5.3.3](#)
- [205] Rubenstein, E.P., and Bailyn, C.D., “Hubble Space Telescope observations of the central-cusp globular cluster NGC 6752: The effect of binary stars on the luminosity function in the core”, *Astrophys. J. Lett.*, **513**, L33–L36, (1999). [5.3.3](#)
- [206] Sandquist, E.L., Taam, R.E., and Burkert, A., “On the Formation of Helium Double Degenerate Stars and Pre-Cataclysmic Variables”, *Astrophys. J.*, **533**, 984–997, (2000).
ADS: <http://adsabs.harvard.edu/abs/2000ApJ...533..984S>. [4.2](#)
- [207] Schaller, G., Schaerer, D., Meynet, G., and Maeder, A., “New grids of stellar models from 0.8 to 120 M_{\odot} at $Z = 0.020$ and $Z = 0.001$ ”, *Astron. Astrophys. Suppl.*, **96**, 269–331, (1992). [2.3](#)
- [208] Schneider, R., Ferrari, V., Matarrese, S., and Portegies Zwart, S.F., “Low-frequency gravitational waves from cosmological compact binaries”, *Mon. Not. R. Astron. Soc.*, **324**, 797–810, (2001). Related online version (cited on 2 February 2000):
<http://arXiv.org/abs/astro-ph/0002055>. [5.3](#)
- [209] Servillat, M., Webb, N.A., and Barret, D., “XMM-Newton observations of the Galactic globular clusters NGC 2808 and NGC 4372”, *Astron. Astrophys.*, **480**, 397–407, (2008). Related online version (cited on 11 June 2008):
<http://arXiv.org/abs/0712.0690>. [3.1](#)
- [210] Shara, M.M., Bergeron, L.E., Gilliland, R.L., Saha, A., and Petro, L., “Cataclysmic and close binaries in star clusters. IV. The unexpectedly low number of erupting dwarf novae detected by the Hubble Space Telescope in the core of 47 Tuc”, *Astrophys. J.*, **471**, 804–815, (1996). [3.1](#)

- [211] Shara, M.M., Bergeron, L.E., and Moffat, A.F.J., “Cataclysmic binaries in star clusters. I. A search for erupting dwarf novae in the globular cluster M92”, *Astrophys. J.*, **429**, 767–771, (1994). [3.1](#)
- [212] Shara, M.M., and Drissen, L., “Cataclysmic and close binaries in star clusters. III. Recovery of the quiescent nova 1860 A.D. (T Scorpii) in the core of the globular cluster M80”, *Astrophys. J.*, **448**, 203–206, (1995). [3.1](#)
- [213] Shara, M.M., Drissen, L., Bergeron, L.E., and Paresce, F., “Cataclysmic and close binaries in star clusters. II. Probing the core of NGC 6752 with Hubble Space Telescope”, *Astrophys. J.*, **441**, 617–628, (1995). [3.1](#)
- [214] Shara, M.M., Hinkley, S., Zurek, D.R., Knigge, C., and Bond, H.E., “The luminous erupting dwarf nova CV 1 in the dense globular cluster M15”, *Astron. J.*, **128**, 2847–2853, (2004). [3.1](#)
- [215] Shara, M.M., and Hurley, J.R., “Star clusters as type Ia supernova factories”, *Astrophys. J.*, **571**, 830–842, (2002). [5.3](#), [5.3.1](#)
- [216] Shara, M.M., Zurek, D.R., and Rich, R.M., “The discovery of an erupting dwarf nova in NGC 6624”, *Astrophys. J. Lett.*, **473**, L35–L36, (1996). [3.1](#)
- [217] Sidoli, L., Parmar, A.N., Oosterbroek, T., Stella, L., Verbunt, F., Masetti, N., and Dal Fiume, D., “BeppoSAX study of the broad-band properties of luminous globular cluster X-ray sources”, *Astron. Astrophys.*, **368**, 451–463, (2001). [1](#), [a](#)
- [218] Sigurdsson, S., and Hernquist, L., “Primordial black holes in globular clusters”, *Nature*, **364**, 423–425, (1993). [4.3](#)
- [219] Sigurdsson, S., and Phinney, E.S., “Dynamics and interactions of binaries and neutron stars in globular clusters”, *Astrophys. J. Suppl. Ser.*, **99**, 609–635, (1995). [4.3](#), [5.3](#), [5.3.3](#), [5.3.3](#)
- [220] Sills, A., Deiters, S., Eggleton, P.P., Freitag, M., Giersz, M., Heggie, D.C., Hurley, J.R., Hut, P., Ivanova, N., Klessen, R.S., Kroupa, P., Lombardi Jr, J.C., McMillan, S., Portegies Zwart, S.F., and Zinnecker, H., “MODEST-2: A summary”, *New Astronomy*, **8**, 605–628, (2003). Related online version (cited on 11 March 2003): <http://arXiv.org/abs/astro-ph/0301478>. [5](#)
- [221] Sollima, A., Lanzoni, B., Beccari, G., Ferraro, F.R., and Fusi Pecci, F., “A Correlation between Blue Straggler and Binary Fractions in the Core of Globular Clusters”, *Astron. Astrophys.*, accepted, (2008). Related online version (cited on 11 June 2008): <http://arxiv.org/abs/0801.4511>. [3](#)
- [222] Spitzer Jr, L., *Dynamical Evolution of Globular Clusters*, (Princeton University Press, Princeton, U.S.A., 1987). [1](#), [2.2](#)
- [223] Spurzem, R., “Direct N -body simulations”, *J. Comput. Appl. Math.*, **109**, 407–432, (1999). [5.1](#)
- [224] Spurzem, R., and Giersz, M., “A stochastic Monte Carlo approach to modelling of real star cluster evolution – I. The model”, *Mon. Not. R. Astron. Soc.*, **283**, 805–810, (1996). ADS: <http://adsabs.harvard.edu/abs/1996MNRAS.283..805S>. [5.3.2](#)
- [225] Stella, L., Priedhorsky, W., and White, N.E., “The discovery of a 685 second orbital period from the X-ray source 4U 1820-30 in the globular cluster NGC 6624”, *Astrophys. J. Lett.*, **312**, L17–L21, (1987). [3.2](#)

- [226] Strickler, R., Cool, A., Anderson, J., Cohn, H., and Lugger, P., “Two White Dwarf Populations in the Globular Cluster NGC 6397”, 210th AAS Meeting, Honolulu, Hawaii, 27–31 May 2007, conference paper, (2007). Presentation Number: 016.06. [3](#)
- [227] Takahashi, K., and Portegies Zwart, S.F., “The evolution of globular clusters in the galaxy”, *Astrophys. J.*, **535**, 759–775, (2000). [5.3](#), [5.3.1](#)
- [228] Taylor, J.M., Grindlay, J.E., and Edmonds, P.D., “Helium white dwarfs and BY Draconis binaries in the globular cluster NGC 6397”, *Astrophys. J. Lett.*, **553**, L169–L172, (2001). [3](#), [3.1](#)
- [229] Tout, C.A., Aarseth, S.J., Pols, O.R., and Eggleton, P.P., “Rapid binary star evolution for N -body simulations and population synthesis”, *Mon. Not. R. Astron. Soc.*, **291**, 732–748, (1997).
ADS: <http://adsabs.harvard.edu/abs/1997MNRAS.291..732T>. [4.2](#)
- [230] University of Maryland (BIMA), “NEMO - A Stellar Dynamics Toolbox”, project homepage. URL (cited on 12 August 2001):
<http://bima.astro.umd.edu/nemo/>. [5.1](#)
- [231] University of Padova, “Globular Cluster Group – Padova Astronomy Department”, project homepage. URL (cited on 25 May 2005):
<http://dipastro.pd.astro.it/globulars/>. [3](#)
- [232] University of Tokyo, “The Grape Project”, project homepage. URL (cited on 11 August 2001):
<http://astrogrape.org>. [5.1](#)
- [233] Verbunt, F., “A census with ROSAT of low-luminosity X-ray sources in globular clusters”, *Astron. Astrophys.*, **368**, 137–159, (2001). [3](#), [3.2](#)
- [234] Verbunt, F., and Lewin, W.H.G., “Globular cluster X-ray sources”, in Lewin, W.H.G., and van der Klis, M., eds., *Compact Stellar X-Ray Sources*, Cambridge Astrophysics Series, vol. 39, (Cambridge University Press, Cambridge, U.K., 2006). Related online version (cited on 6 April 2004):
<http://arXiv.org/abs/astro-ph/0404136>. [3](#), [3.1](#), [3.2](#), [3.4](#)
- [235] Verbunt, F., van Kerkwijk, M.H., in ’t Zand, J.J.M., and Heise, J., “X-ray and optical follow-up observations of the August 1998 X-ray transient in NGC 6440”, *Astron. Astrophys.*, **359**, 960–966, (2000). [3.2](#)
- [236] Vesperini, E., and Heggie, D.C., “On the effects of dynamical evolution on the initial mass function of globular clusters”, *Mon. Not. R. Astron. Soc.*, **289**, 898–920, (1997). [2.3](#)
- [237] Webb, N.A., and Barret, D., “Faint X-ray sources in globular clusters in the XMM-Newton and Chandra era”, in Hameury, J.-M., and Lasota, J.-P, eds., *The Astrophysics of Cataclysmic Variables and Related Objects*, ASP Conference Series, vol. 330, p. 41, (Astronomical Society of the Pacific, San Francisco, U.S.A., 2005). Related online version (cited on 17 November 2004):
<http://arXiv.org/abs/astro-ph/0411506>. [3.1](#), [3.2](#)
- [238] Webbink, R.F., “Double white dwarfs as progenitors of R Coronae Borealis stars and Type I supernovae”, *Astrophys. J.*, **277**, 355–360, (1984). [4.2](#)

- [239] White, N.E., and Angelini, L., “The discovery of a second luminous low-mass X-ray binary in the globular cluster M15”, *Astrophys. J. Lett.*, **561**, L101–L105, (2001). [3.2](#), [1](#)
- [240] Wijnands, R., Heinke, C.O., Pooley, D., Edmonds, P.D., Lewin, W.H.G., Grindlay, J.E., Jonker, P.G., and Miller, J.M., “The hard quiescent spectrum of the neutron star X-ray transient EXO 1745-248 in the globular cluster Terzan 5”, *Astrophys. J.*, **618**, 883–890, (2005). [3.2](#), [3.4](#)
- [241] Willems, B., Kalogera, V., Vecchio, A., Ivanova, N., Rasio, F.A., Fregeau, J.M., and Belczynski, K., “Eccentric Double White Dwarfs as LISA Sources in Globular Clusters”, *Astrophys. J. Lett.*, **665**, L59–L62, (2007). Related online version (cited on 11 June 2008): <http://arXiv.org/abs/0705.4287>. [6](#)
- [242] Yan, L., and Mateo, M., “Primordial main sequence binary stars in the globular cluster M71”, *Astron. J.*, **108**, 1810–1827, (1994). [5.3.3](#)
- [243] Yan, L., and Reid, I.N., “Discovery of six short-period eclipsing binaries in the globular cluster M5”, *Mon. Not. R. Astron. Soc.*, **279**, 751–766, (1996). [5.3.3](#)
- [244] Zahn, J.-P., “Tidal evolution of close binary stars. I. Revisiting the theory of the equilibrium tide”, *Astron. Astrophys.*, **220**, 112–116, (1989). [4.1](#)
- [245] Zahn, J.-P., and Bouchet, L., “Tidal evolution of close binary stars. II. Orbital circularization of late-type binaries”, *Astron. Astrophys.*, **223**, 112–118, (1989). [4.1](#)
- [246] Zhao, B., and Bailyn, C.D., “Hubble Space Telescope WFPC2 photometry of the globular clusters M3 and M13: Binaries and intrinsic broadening on the main sequence”, *Astron. J.*, **129**, 1934–1953, (2005). [5](#)
- [247] Zheng, X.-Z., “Do globular clusters harbor black holes?”, (2001). URL (cited on 22 June 2001): <http://arXiv.org/abs/astro-ph/0106410>. [3](#)